



Mirae Asset Global Investments

Corporate Overview

June 2025

Contents

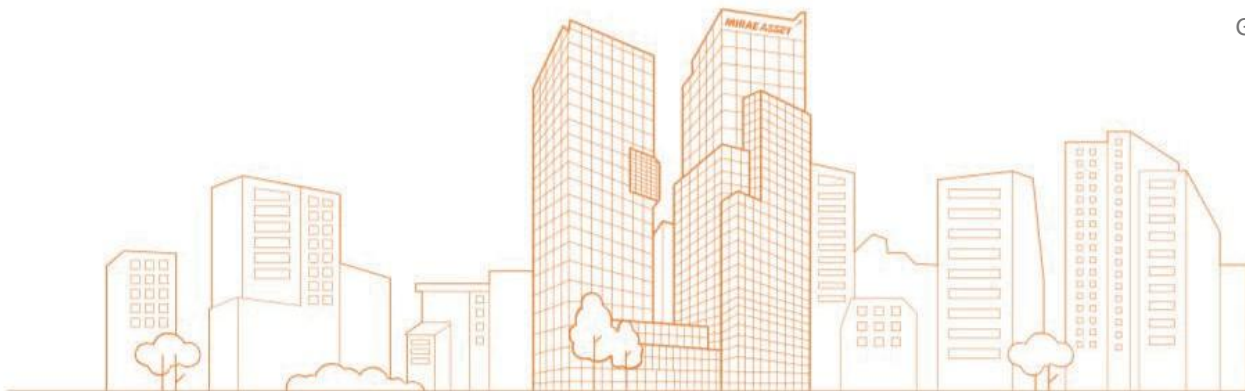
- Corporate Overview
- What We Do
- Mirae Asset Global Investments
- Mirae Asset in India
- Appendix: Product List, Risk-o-meters, and PRC Matrix

Who We Are

“ As a global financial group, we serve not only our clintes but broader society as well.
We want our company to display a unique and forward-looking philosophy that provides
solutions for all of our stakeholder. ”

Hyeon Joo Park, Founder & Global Strategy Officer

Greeting Remark for Mirae Asset foreign employees, 2018



Core Values



Clients First

Our clients' success is paramount – their success is our success. We build and nurture long-term relationships with our clients by using our proven investment strategies.



Objectivity

We assess every investment opportunity objectively and with total impartiality. Our independence sets us apart and helps ensure that our decisions are aligned with the needs of our clients.



Teamwork

Mirae Asset's success is built on respect for each individual. It is our aim to create a true meritocracy in which talent and achievement are rewarded and opportunity is equally available to all.



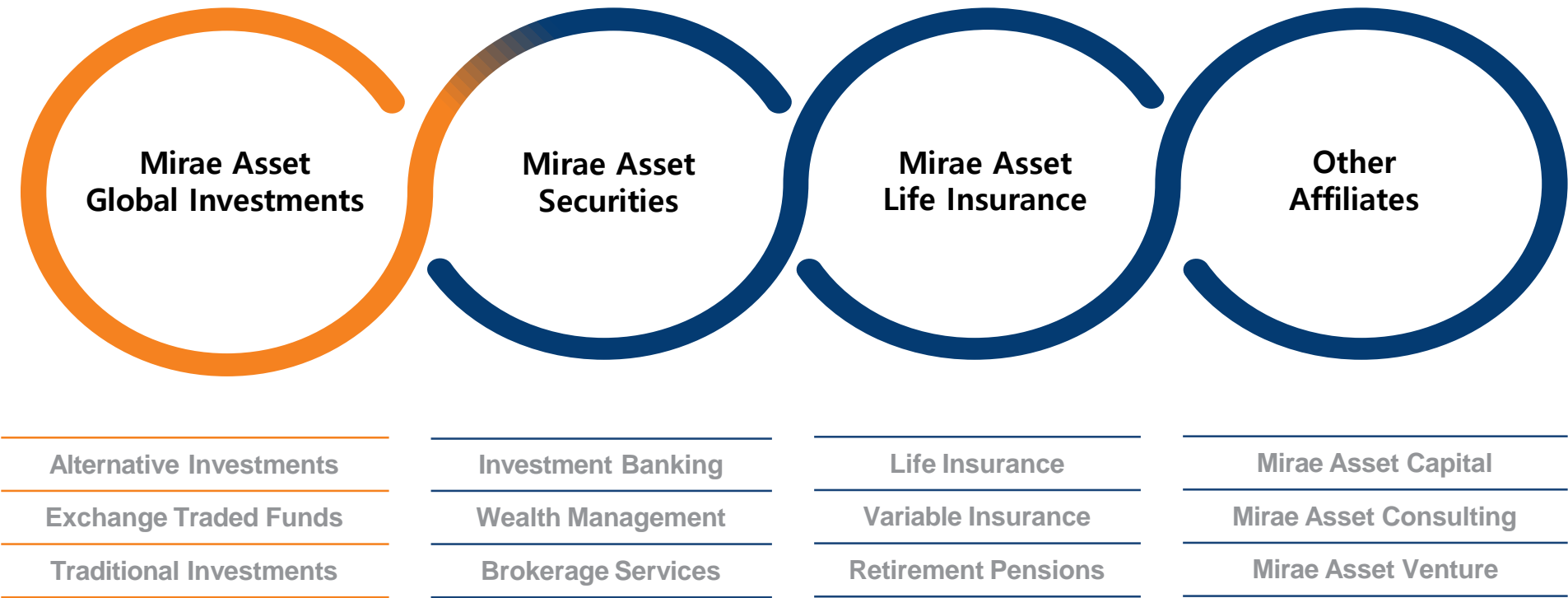
Citizenship

At Mirae Asset, we are profoundly aware of our responsibilities. As good corporate citizens, we aim to give back to the communities in which we live and actively support and participate in a range of initiatives within them.

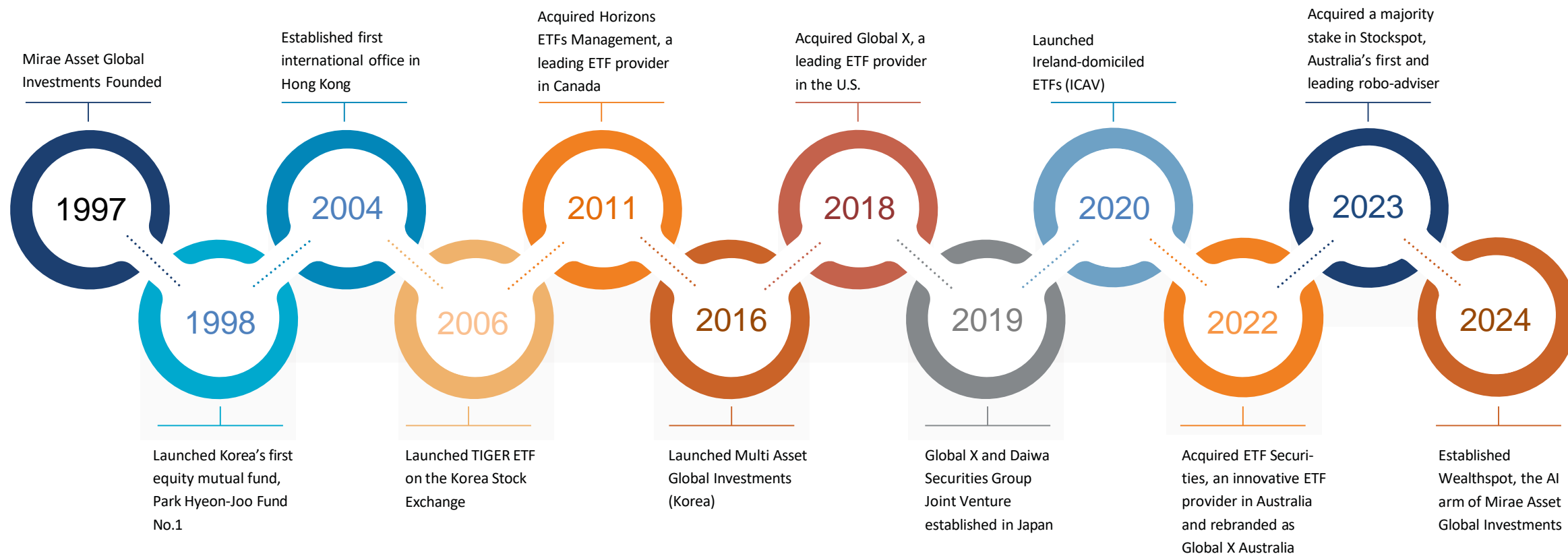
Group Overview

Founded in 1997, Mirae Asset Global Investments is the asset management arm of the Mirae Asset Financial Group, one of Asia’s leading independent financial services companies.

Mirae Asset Financial Group



Global Journey



Global Network

We leverage our network of investment professionals to provide clients with progressive solutions across all asset classes.



25

Offices in 15 countries

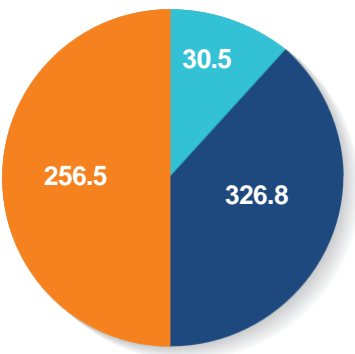
50

Countries with clients

280+

Investment professionals

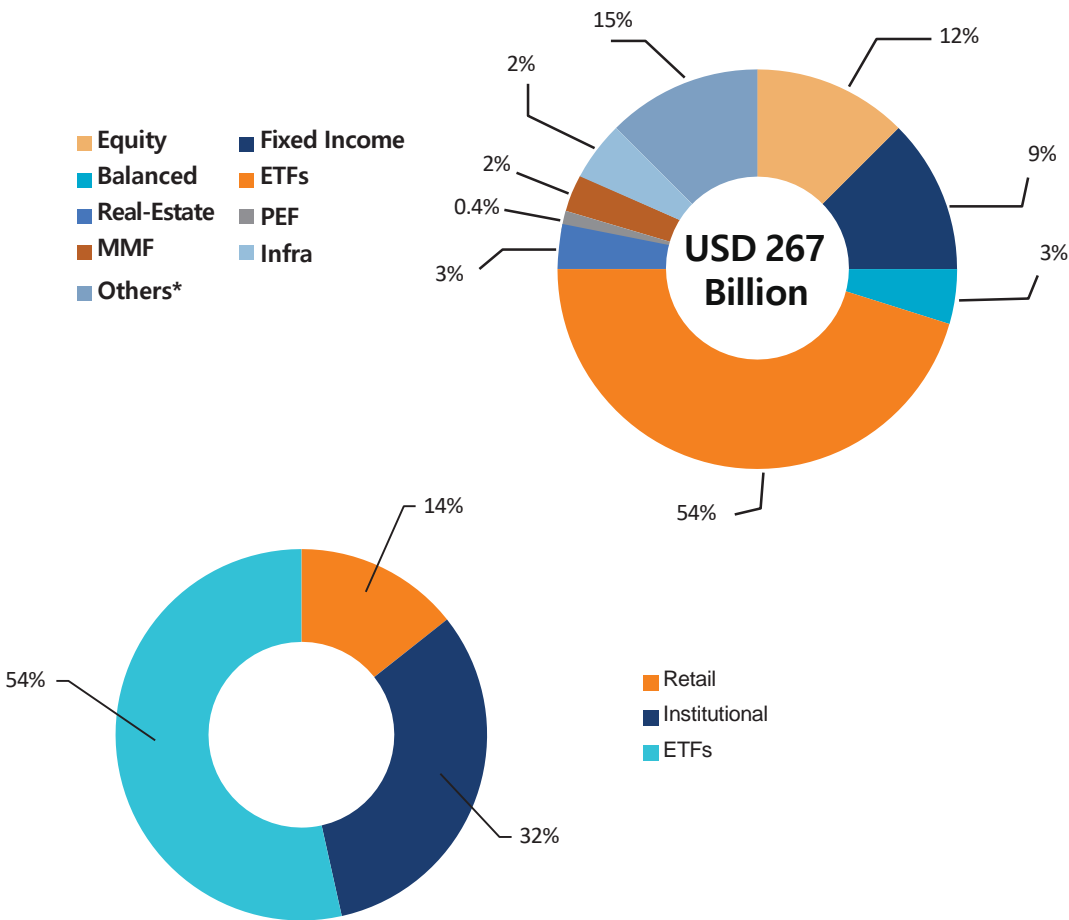
Total AUM
\$613.8 Bn



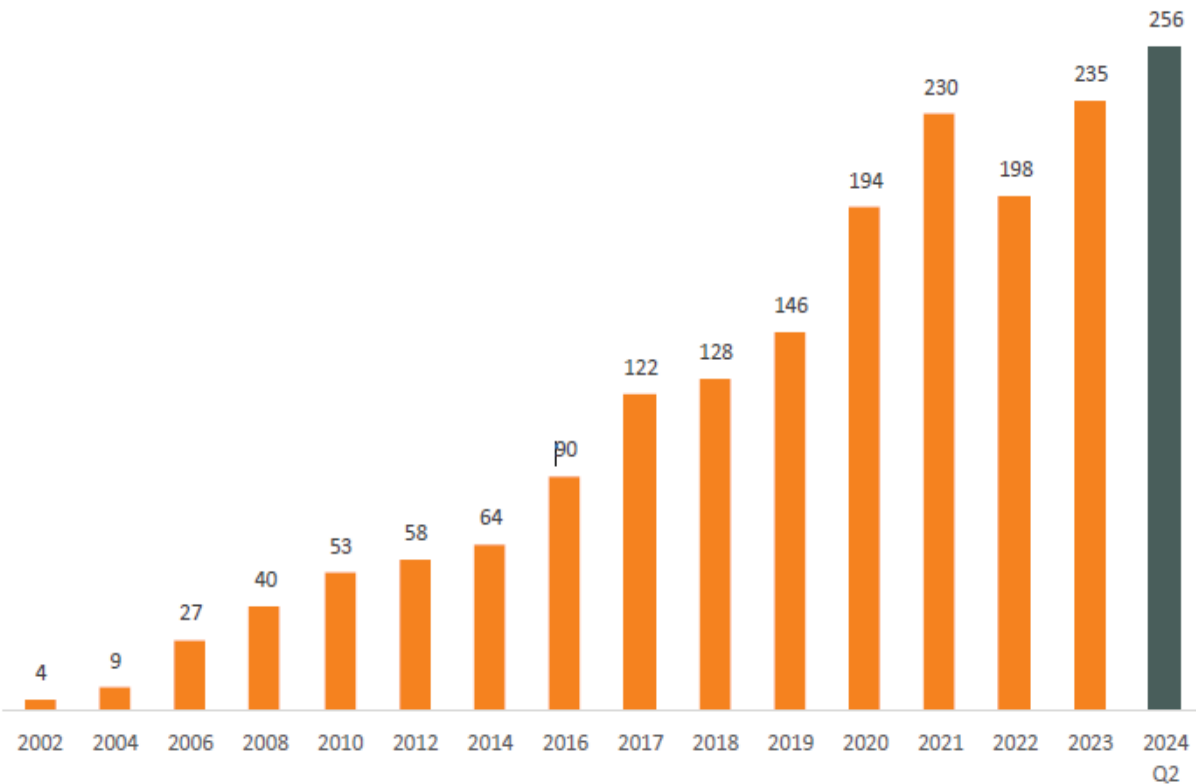
Data as of March 31, 2025, unless otherwise stated

Overview of Assets Under Management Globally (MAGI*)

Total AUM- USD 267 bn



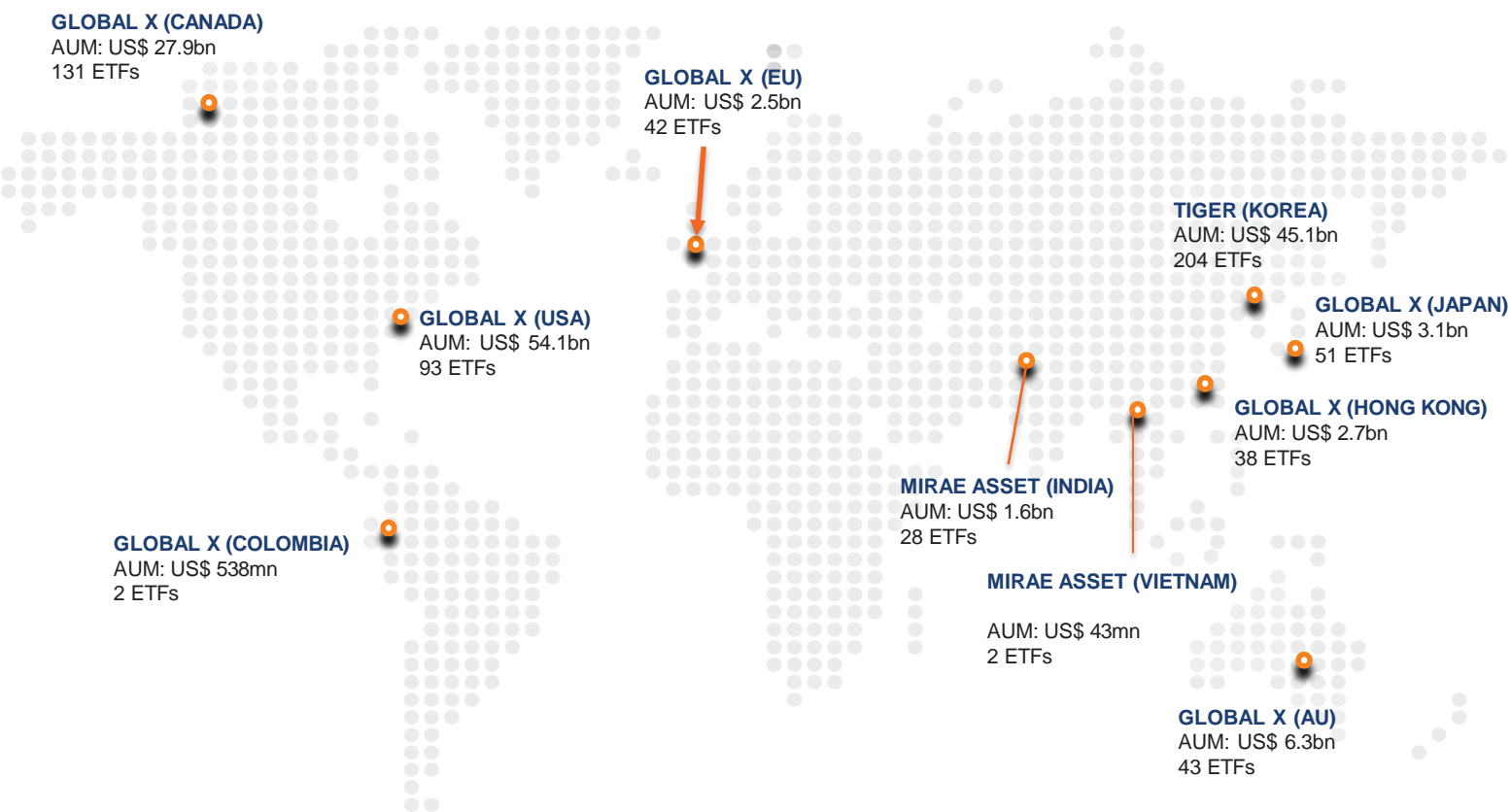
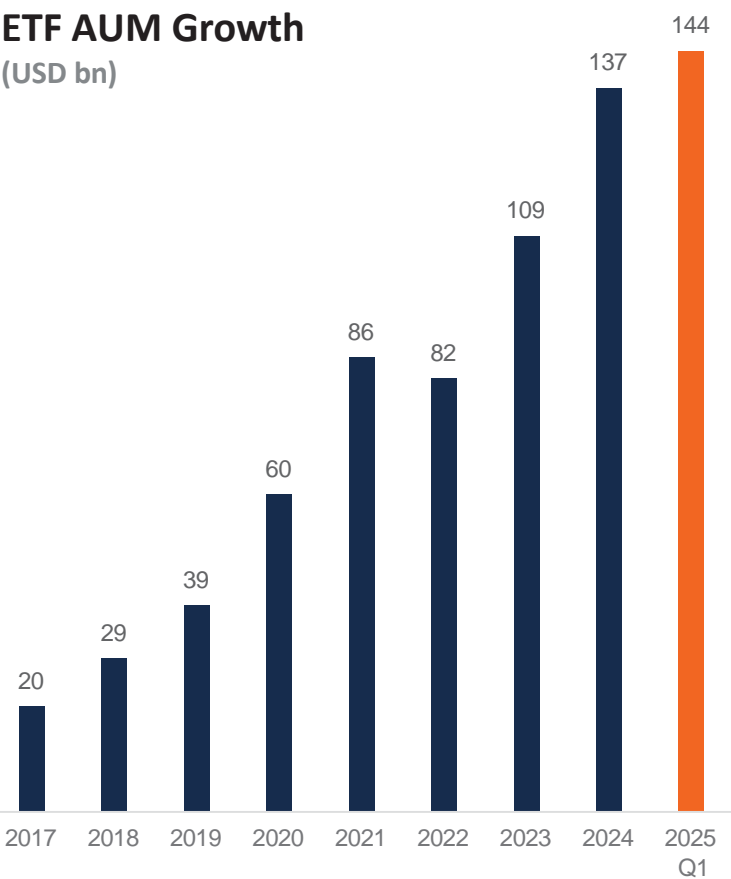
AUM Growth Trend throughout the years



Source: Internal <https://global.miraeasset.com/>
Data as of 30th June, 2024 unless otherwise stated *MAGI-Mirae Asset Global Investments


Values in US\$ bn. The above are on a calendar year basis.

Global ETF Platform



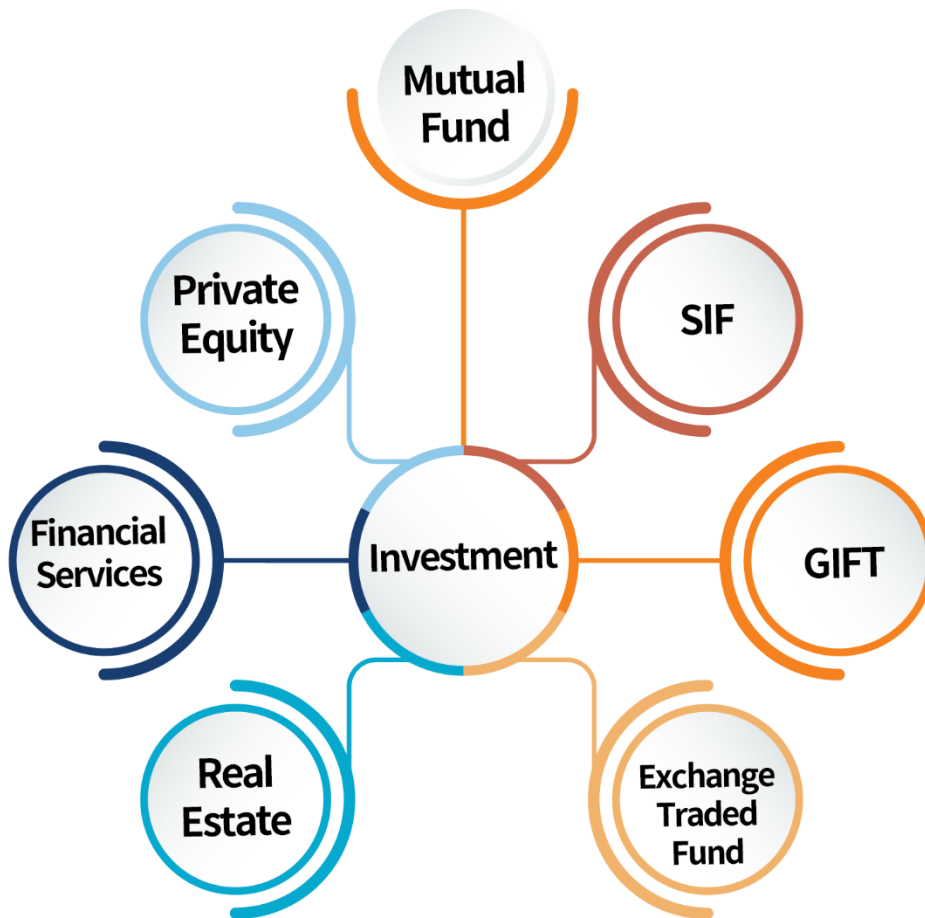
Mirae Asset Global Investments- Venture Capital Global ETF Platform

- Technological innovation and ensuing structural changes have propelled economic prosperity throughout history and under the current business environment characterized by constant technological innovation, industry boundaries are being torn down. This is where Mirae Asset focuses, seeking to invest in and support category defining companies building a technology-driven future.
- Mirae Asset's primary objective is embedded in maximizing returns to investors throughout the entire investment cycle with active collaboration and support from Mirae Asset Financial Group's core affiliates. Our thought process with regards to venture capital investments is holistically guided by the three main pillars, amplifying its intrinsic nature of low correlation with other traditional asset classes.



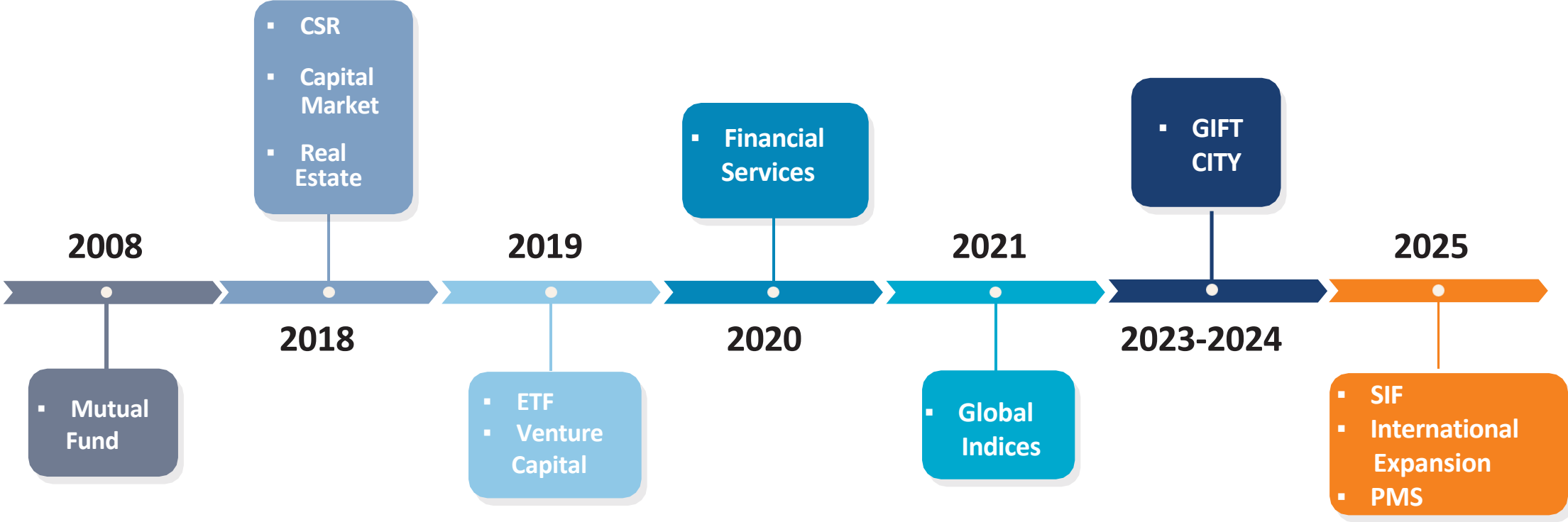
Mirae Asset India Journey

Investment Capabilities Overview



We leverage our globally integrated platform and investment intelligence to provide clients with progressive solutions across all major asset classes and help them navigate a changing world.

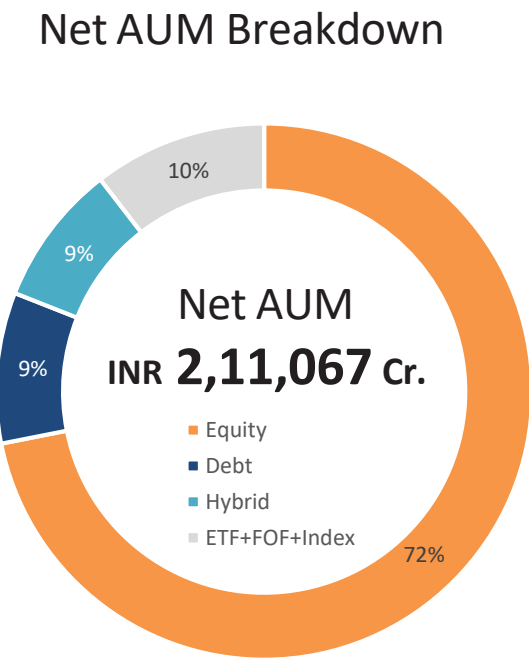
Mirae Asset Businesses in India



Source : Internal. *Please follow the link: AD/01/2020 (Ctrl+Click to follow link)

Mutual Fund Overview

Mirae Asset India started its journey in India with establishment of Asset Management business with a seed capital of USD 50 Mn. It is now recognized as one of the fastest growing AMC in India.



Domestic Funds



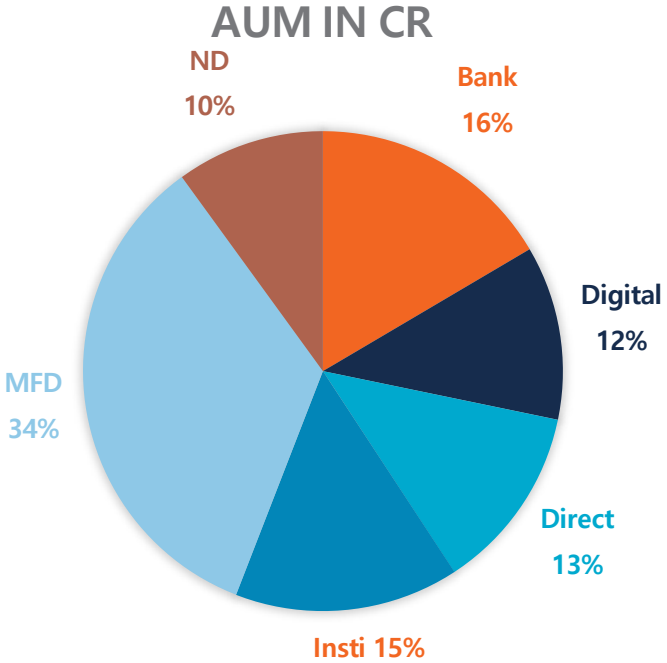
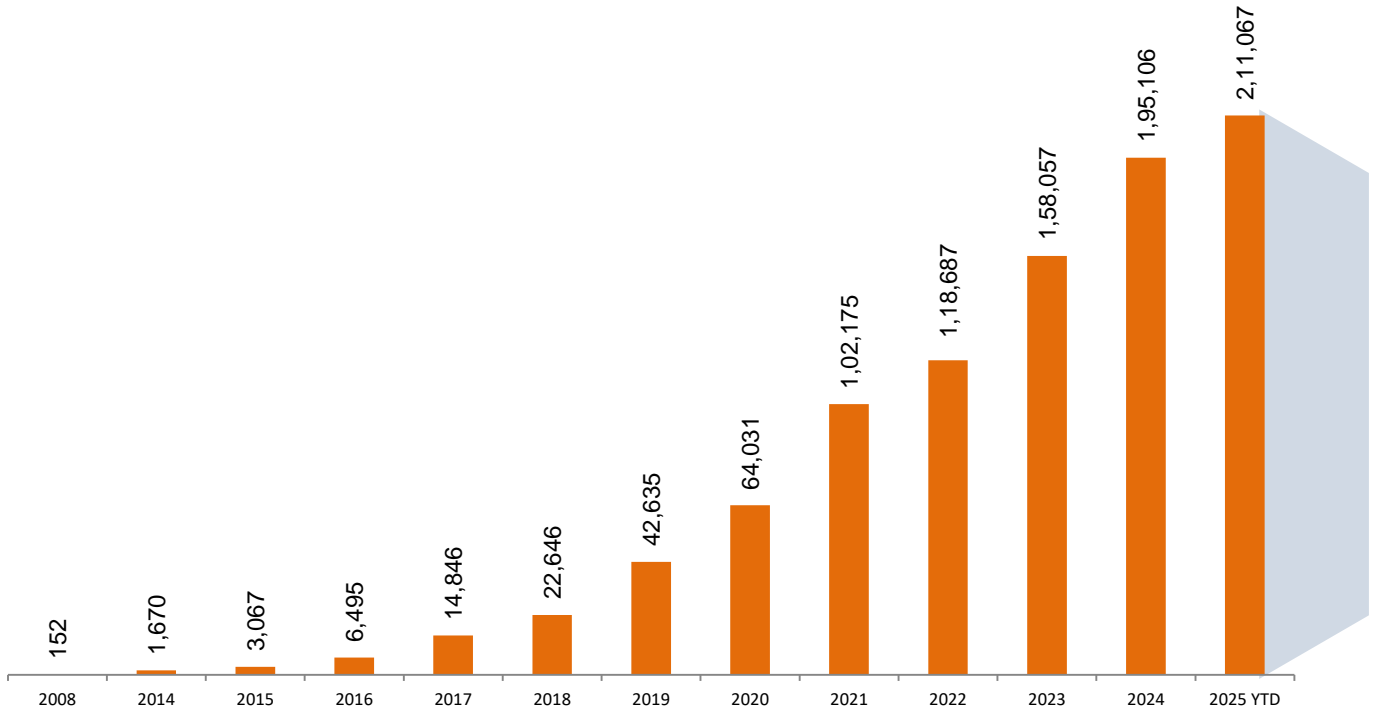
Offshore Advisory



Source : Internal, Data as of 30th June 2025 unless otherwise stated *Average AUM – Average of AUM for the month of June 2025. Monthly SIP book amount is as on June 25
Mirae Asset Mutual Fund CAGR AUM growth rate from June 2020 to June 2025. Please refer to 'Average Assets Under Management (AAUM) Disclosure (Monthly)' on the website for further AUM break up.
<https://www.miraeassetmf.co.in/downloads/statutory-disclosure/other-disclosure> (Ctrl+Click to follow link)

Mutual Fund AUM & Folio Growth Trend

Folio Count (In Lakhs)



The consequent evolution of AUM & Folio growth

Source : Internal, Data as of 30th June, 2025, unless otherwise stated. YTD – Year to date.
Please refer to 'Average Assets Under Management (AAUM) Disclosure (Monthly)' on the website for further AUM break up.
<https://www.miraeassetmf.co.in/downloads/statutory-disclosure/other-disclosure> (Ctrl+Click to follow link)

Active Basket — Dynamic by Design, Disciplined by Philosophy

11

Equity Funds

- Affordability
- Superior Returns

10

Debt Funds

- Low Risk
- Stable Income

5

Hybrid Funds

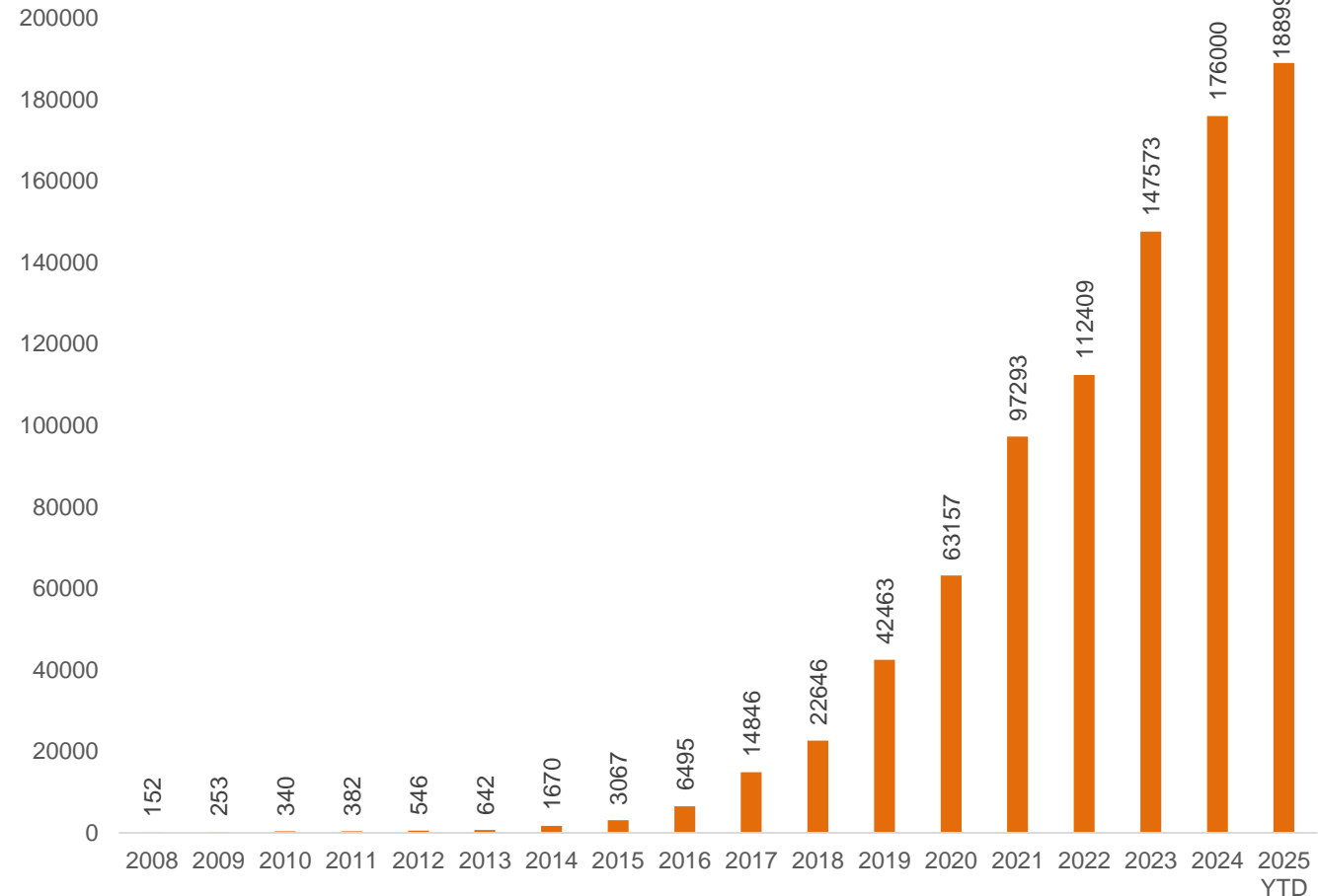
- Equity Tax Advantage
- Better Risk Adjusted Returns

3

Thematics Funds

- Sectorial Exposure
- Market cap Diversification

Mirae Asset Active Funds AUM Growth
(In INR Cr.)



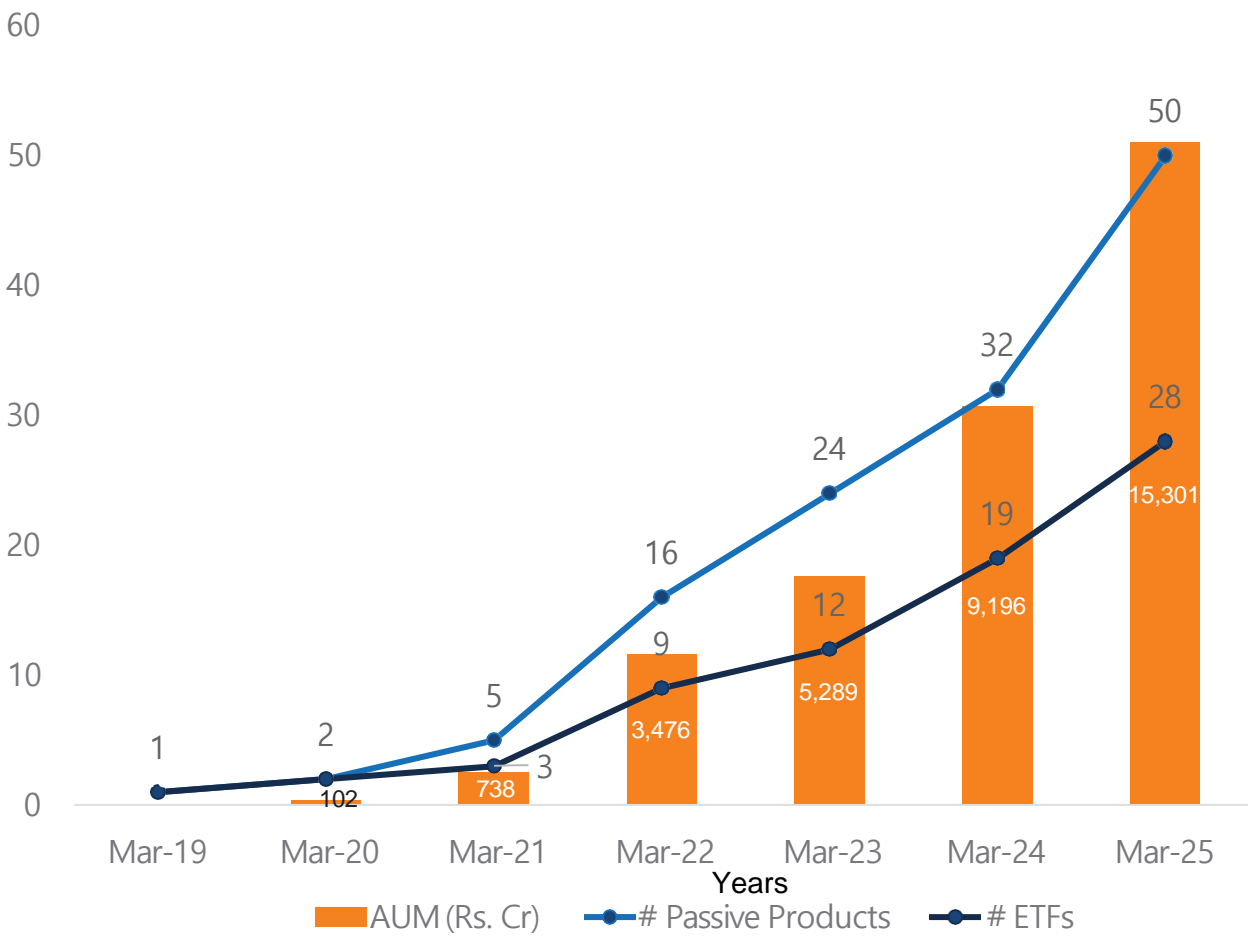
Source : Internal, Data as of 30th June, 2025, unless otherwise stated. YTD – Year to date.

Please refer to 'Average Assets Under Management (AAUM) Disclosure (Monthly)' on the website for further AUM break up.

<https://www.miraeassetmf.co.in/downloads/statutory-disclosure/other-disclosure> (Ctrl+Click to follow link)

ETFs - Increasing Footprints beyond the ordinary

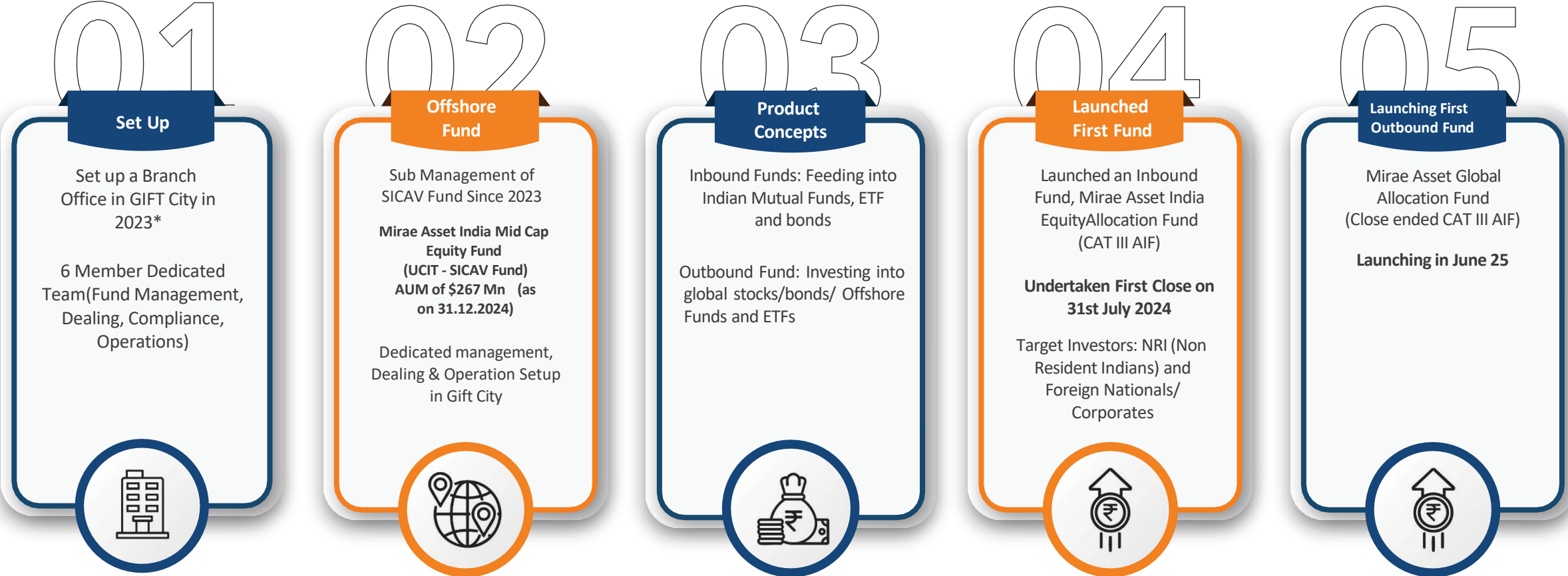
Mirae Asset India Passive AUM



Innovation	Out of 29, 14 ETFs are first of its kind in India
Key ETF Player	2nd Largest AMC by number of ETFs
AUM	4th largest AMC by ETF Net sales in CY 2024 with 56% growth in AUM
Investor Growth	1+ Million Folios with growth of 116% in last 3 years
Efficiency on Exchange	4th Largest ETF Provider by Trading Volume. ₹21,005 Cr. (FY25) v/s ₹6,302 Cr (FY-24), a growth of 233%

Source: Internal, Mirae Asset India Research
Data as on March-25

Mirae Asset IFSC Branch- GIFT City



*The Branch of AMC has been Granted certificate of Registration as Fund Management Entity – Retail

Specialized Investment Fund

PLATINUM

by Mirae Asset Mutual Fund

Private Equity – Mirae Asset Venture Capital

Based on our inbound deal inflows and understanding in Indian start-up ecosystem, Mirae Asset aims to build portfolios across the investment stages.

2,368+ Total Assets Under Management*
INR Crores
(As on 30 April 2024)
Including Advisory

Investment Cases

zomato

Leading food delivery platform

bigbasket

Leading grocery e-tailer

sk
FINANCE

Leading NBFC engaged in used and new vehicle financing

KreditBee

Leading consumer lending fintech

shadowfax

Leading logistics player

raise

Tech-Driven financial service platform



Source : Internal, Data as on 30th April, 2024, unless otherwise stated
*Total AUM has been stated based on the original investment amounts infused in the portfolio companies (net off any exits from portfolio companies whether in whole or part) and does not include liquid investments (such as cash management funds) or any write offs.

Real Estate

Offers fixed asset investment opportunities which generate stable cashflows and provide regular yield through investments in commercial and industrial real estate segment.

Total Assets Under Management*

300 INR Crores
(As on 31st May 2025)

Investment Cases

Two operational Grade Assets situated in Bhiwandi – the country's leading logistics hub near Mumbai.

Mirae Asset became the first foreign institutional investor to enter the region.



Mirae Asset Foundation

OUR PROGRAMMES



Scholarship
Program



Educational Infrastructure
Support Program



Skills Training
Program



900+

Scholarships



15000+

Students Benefitted



15000+

COVID – 19 Vaccinated



Disclaimers

Statutory Details: Trustee: Mirae Asset Trustee Company Private Limited; Investment Manager: Mirae Asset Investment Managers (India) Private Limited (AMC); Sponsor: Mirae Asset Global Investments Company Limited. The information contained in this document is compiled from third party and publically available sources and is included for general information purposes only. There can be no assurance and guarantee on the yields. Investments in the sectors may or may not remain the same. Views expressed by the Fund Manager cannot be construed to be a decision to invest. The statements contained herein are based on current views and involve known and unknown risks and uncertainties. Whilst Mirae Asset Investment Managers (India) Private Limited (the AMC) shall have no responsibility/liability whatsoever for the accuracy or any use or reliance thereof of such information. The AMC, its associate or sponsors or group companies, its Directors or employees accepts no liability for any loss or damage of any kind resulting out of the use of this document. The recipient(s) before acting on any information herein should make his/her/their own investigation and seek appropriate professional advice and shall alone be fully responsible / liable for any decision taken on the basis of information contained herein. Any reliance on the accuracy or use of such information shall be done only after consultation to the financial consultant to understand the specific legal, tax or financial implications. There is no guarantee or assurance of returns/income generation/capital protection in any scheme of the Fund.

Mutual fund investments are subject to market risks, read all scheme related documents carefully.

For further information about other schemes (product labelling and performance of the fund) please visit the website of the AMC: www.miraeassetmf.co.in

Please consult your financial advisor or mutual fund distributor before investing



Follow us..

