



Mirae Asset Focused Fund

Focused Fund - An open ended equity scheme investing in a maximum of 30 stocks intending to focus in large cap, mid cap and small cap category (i.e., Multi-cap)

**YOUR INVESTMENT NEEDS
FOCUS TO GROW, ISN'T IT?**

Data as on 30th September 2025

WHY FOCUSED FUND?



Strategic Concentration



Mitigates Risk of Over Diversification



Curated Portfolio Of High-Quality Stocks



Active Portfolio Management

INVESTMENT FRAMEWORK

Flexibility to invest across market capitalization.

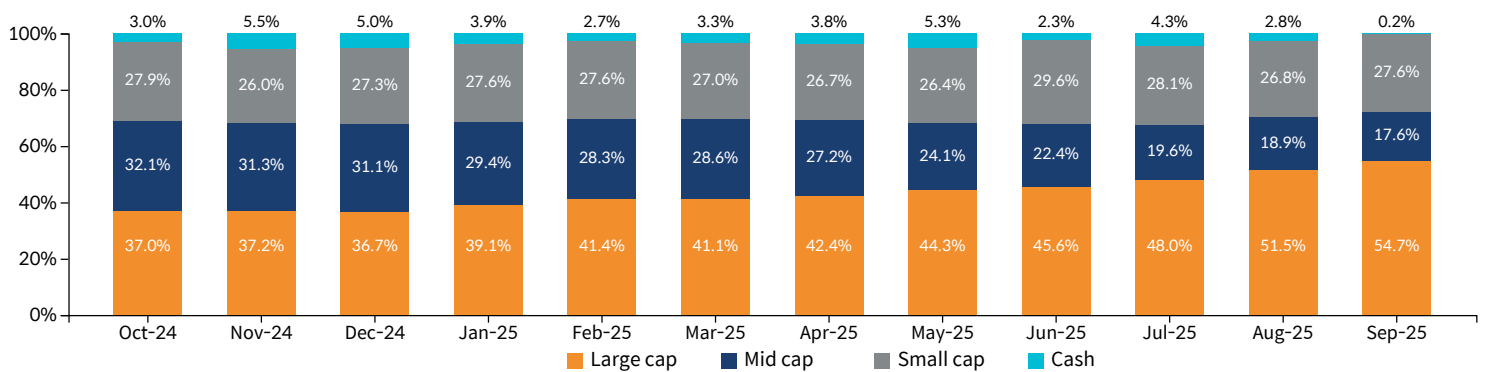
Aim to build a portfolio of strong growth companies, reflecting our most attractive investment ideas.

Focused approach limited to maximum of 30 stocks flexi cap approach of investments.



Create a robust portfolio to avoid concentration and liquidity risk.

MARKET CAPITALIZATION ^



Over the past year, the fund has progressively reduced its allocation to midcaps while increasing exposure to large caps, whereas small-cap positioning has remained largely stable

TOP 10 STOCK HOLDING *#

Stocks	Aug 2025	Sep 2025	Change
HDFC Bank Ltd.	9.49%	10.05%	↑
ICICI Bank Ltd.	7.60%	7.56%	↓
Infosys Ltd.	6.59%	6.54%	↓
ITC Ltd.	5.45%	5.55%	↑
Maruti Suzuki India Ltd.	4.16%	4.80%	↑
One 97 Communications Ltd.	4.79%	4.44%	↓
Bharti Airtel Ltd.	3.83%	3.85%	↔
SKF India Ltd.	3.57%	3.83%	↑
Sapphire Foods India Ltd.	3.96%	3.59%	↓
Axis Bank Ltd.	3.42%	3.37%	↓

WHAT'S IN & WHAT'S OUT - SEP 2025

PORTFOLIO ENTRY

Mahindra & Mahindra Ltd.

PORTFOLIO EXIT

NMDC Ltd.

INCREASE EXPOSURE

MoM Change

Godrej Consumer Products Ltd.	0.83%
Shriram Finance Ltd.	0.73%
HDFC Bank Ltd.	0.56%
Syngene International Ltd.	0.42%
ITC Ltd.	0.10%

DECREASE EXPOSURE

MoM Change

Tata Consultancy Services Ltd.	-1.11%
FSN E-Commerce Ventures Ltd.	-0.37%
One 97 Communications Ltd.	-0.34%
Eternal Ltd.	-0.16%
Axis Bank Ltd.	-0.05%

TOP 10 SECTOR HOLDINGS *#

Sectors	Aug 2025	Sep 2025	Change
Banks	20.51%	20.97%	↑
IT - Software	15.72%	14.23%	↓
Retailing	9.61%	9.26%	↓
Automobiles	4.16%	6.53%	↑
Industrial Products	5.30%	5.60%	↑
Diversified FMCG	5.45%	5.55%	↑
Financial Technology (Fintech)	4.79%	4.44%	↓
Telecom - Services	3.83%	3.85%	↔
Leisure Services	3.96%	3.59%	↓
Healthcare Services	2.75%	3.17%	↑

Sectors	Fund	Benchmark	OW / UW
Banks	20.97%	20.42%	0.55% ↑
IT - Software	14.23%	7.37%	6.86% ↑
Retailing	9.26%	3.01%	6.25% ↑
Automobiles	6.53%	5.56%	0.97% ↑
Industrial Products	5.60%	1.81%	3.79% ↑
Diversified FMCG	5.55%	3.19%	2.36% ↑
Financial Technology (Fintech)	4.44%	0.52%	3.92% ↑
Telecom - Services	3.85%	3.26%	0.59% ↑
Leisure Services	3.59%	0.96%	2.63% ↑
Healthcare Services	3.17%	1.63%	1.54% ↑

OW - Overweight, UW - Underweight

PORTFOLIO STANCE - KEY SECTORS

Banks

Supportive monetary policy including liquidity infusion will help overall BFSI sector. Eventually we expect consolidation towards stronger franchises but in the initial stages, firms benefiting lower cost of funds and improving asset quality will benefit. We also think BFSI will be an integral part of the India growth story and would prefer high quality well run firms for the longer term

IT - Software

Near term US outlook will have a bearing on sector. However Indian IT services firms have continually been gaining global market share. We expect this trend to continue. Even with advent of new technologies Indian Industry has shown the ability to provide quality workforce in adequate numbers. Thus we expect Indian IT to deliver steady growth over the medium term

Retailing

Retail sector has significant scope to gain share from unorganized sector over the long term. In the near-medium term demand has been weak owing to inflationary headwinds. With an expected recovery in consumption, we believe retail sector should be key beneficiary

ATTRIBUTION IN COMPARISON TO BENCHMARK:

Contributors

Sector Overweight	
Sector	Contribution
Agri./Chem.	0.27
Bearings	0.17

Sector Underweight	
Sector	Contribution
Pharma	0.22
Cement	0.08

Detractors

Sector Overweight	
Sector	Contribution
IT	-0.39
Fin Tech	-0.37

Sector Underweight	
Sector	Contribution
Bank- PSU	-0.24
NBFC	-0.23

FUND MANAGER COMMENTARY:

This is a concentrated 30 stock portfolio where we are continually monitoring and are confident of each of the businesses we have. The representation of stocks is across market capitalisation and across sectors from consumption to infrastructure. We expect the discretionary consumption related outlook to get better in the quarters ahead.

PORTFOLIO PSYCHOGRAPHICS



Number of Stocks (Equity)	30
Top 10 Stocks	53.57%
Top 5 Sectors	56.59%

Portfolio



Risk Ratios

Beta	0.8
Portfolio Turnover Ratio	0.44 Times

FUND DETAILS



Fund Manager: Mr. Gaurav Misra (since inception)



SIP Amount:

Monthly and Quarterly: Minimum of ₹99/- (multiples of ₹1/- thereafter), minimum 5 in case of Monthly / Quarterly option.



Minimum Investment Amount: ₹5,000/- and in multiples of ₹1/- thereafter. Minimum Additional Application Amount: ₹1,000/- per application and in multiples of ₹1/- thereafter



Plans and options: Regular Plan and Direct Plan with Growth Option and IDCW Option (Payout & Re-investment)



Allotment Date: 14th May 2019



Benchmark: Tier-1-Nifty 500 (TRI) / Tier-2-Nifty 200 (TRI)



Net AUM: ₹ 7,769.11 Cr.

IDEAL INVESTOR PROFILE



Goal: Aim for wealth creation



Investment Time Horizon: 5 years+



Risk Profile: Very High

FUND PERFORMANCE

Period	Mirae Asset Focused Fund	Scheme Benchmark* (Tier 1)	Scheme Benchmark * (Tier2)	Additional Benchmark**
Last 1 Year	-4.01%	-5.28%	-4.94%	-3.63%
Last 3 Years	11.72%	16.38%	15.65%	13.21%
Last 5 Years	16.36%	20.70%	19.90%	17.50%
Since Inception	15.67%	16.46%	15.73%	14.16%
Value of Rs. 10000 invested (in Rs.) Since Inception	25,341	26,458	25,426	23,302
NAV as on 30 th Sep 2025	₹25.341			
Index Value 30 th Sep 2025	Index Value of Scheme Benchmark is 36,240.260 / 18,314.990 and BSE Sensex (TRI) 1,25,751.806			
Allotment Date	14 th May 2019			
Scheme Benchmark	*Tier-1-Nifty 500 (TRI) *Tier-2-Nifty 200 (TRI)			
Additional Benchmark	**BSE Sensex (TRI)			

Fund manager : Mr. Gaurav Misra managing the scheme since May, 2019
Note: Returns (%) for less than 1 year calculated on simple annualized basis, others are CAGR- Compounded Annualized Growth returns.
Latest available NAV has been taken for return calculation wherever applicable

SIP PERFORMANCE

Period	Since Inception	5 Years	3 Years	1 Year
Total Amount Invested	7,60,000	6,00,000	3,60,000	1,20,000
MKT Value as on 30 th Sep 2025	11,62,365	7,80,622	4,19,895	1,22,358
Fund Return ^{&} (%)	13.25	10.47	10.26	3.68
Benchmark Return (Tier-1) ^{&} (%)	16.89	14.94	13.46	4.47
Benchmark Return (Tier-2) ^{&} (%)	16.10	14.28	12.95	4.58
Add. Benchmark Return ^{&} (%)	13.68	11.72	9.91	3.13

[&] The SIP returns are calculated by XIRR approach assuming investment of 10,000/- on the 1st working day of every month.

Mirae Asset Large Cap Fund – Fund Managers – Mr. Gaurav Misra

Period	Mirae Asset Large Cap Fund	Scheme Benchmark*	Additional Benchmark**
Last 1 Year	-3.37%	-4.81%	-3.63%
Last 3 Years	13.11%	14.40%	13.21%
Last 5 Years	16.73%	18.64%	17.50%
Since Inception	14.77%	11.82%	11.42%
Value of Rs. 10000 invested (in Rs.) Since Inception	1,11,534.00	70,682.70	66,366.38
NAV as on 30 th Sep 2025	₹111.534		
Index Value 30 th Sep 2025	Index Value of Scheme Benchmark is 34,732.350 and BSE Sensex (TRI) is 1,25,751.806		
Allotment Date	4 th April 2008		
Scheme Benchmark	*Nifty 100 (TRI)		
Additional Benchmark	**BSE Sensex (TRI)		

Fund managers: Mr. Gaurav Misra managing the scheme since January 31, 2019.
 Note: Returns (%) for less than 1 year calculated on simple annualized basis, others are CAGR- Compounded Annualized Growth returns.
 Latest available NAV has been taken for return calculation wherever applicable

Disclaimer

Past Performance may or may not be sustained in future.
 Note: For computation of since inception returns (%) the allotment NAV has been taken as ₹10.00.
 Note:1. Different Plans under the scheme has different expense structure. The reference and details provided here in are of Regular Plan - Growth Option

^Pursuant to Clause 2.7 of Part IV of SEBI Master Circular dated June 27, 2024, the universe of ""Mid Cap"" shall consist of 101st to 250th company, Large Cap shall consist of top 100 companies, Small Cap shall consist of 251st and onwards companies in terms of full market capitalization.
 #Pursuant to Clause 5.1 of SEBI Master Circular dated June 27, 2024. The sector(s)/stock(s)/issuer(s) mentioned in this presentation do not constitute any research report/recommendation of the same and the fund may or may not have any future position in these sector(s)/stock(s)/issuer(s) For complete portfolio of the scheme, please visit the website <https://www.miraeassetmf.co.in/downloads/portfolio>.
 *Portfolio may or may not remain the same. For complete monthly portfolio, please visit the website: [miraeassetmf.co.in/downloads/portfolio](https://www.miraeassetmf.co.in/downloads/portfolio).
 For further information about other schemes (product labelling and performance of the fund) please visit the website of the AMC: www.miraeassetmf.co.in

Disclaimer : Views expressed by Fund Manager cannot be construed to be a decision to invest. The Statements contained herein are based on current views and involve known and unknown risks and uncertainties. Whilst Mirae Asset Investment Managers (India) Private Limited (the AMC) shall have no responsibility/liability whatsoever for the accuracy or any use of reliance thereof of such information. The AMC, its associate or sponsors or group companies, its Directors or employees accept no liability for any loss or damage of any kind resulting out of the use of this document.

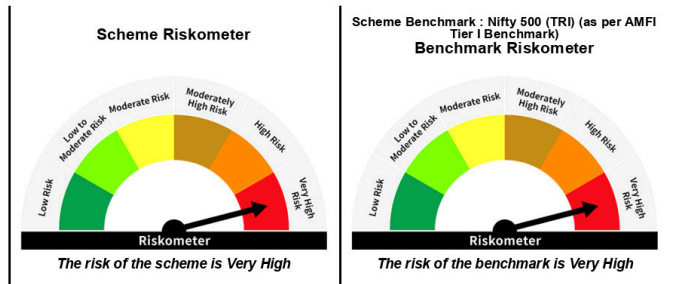
PRODUCT LABELLING

Mirae Asset Focused Fund

This product is suitable for investors who are seeking*

- To generate long term capital appreciation/income.
- Investment in a concentrated portfolio of equity & equity related instrument of up to 30 companies across large, mid and small cap category.

*Investors should consult their financial advisors if they are not clear about the suitability of the product.

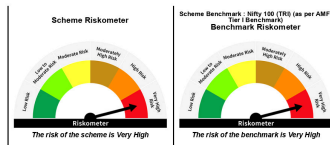


PRODUCT LABELLING

Mirae Asset Large Cap Fund
 This product is suitable for investors who are seeking*

- To generate long term capital appreciation/income
- Investment predominantly in Large Cap companies.

*Investors should consult their financial advisors if they are not clear about the suitability of the product.



Distributed By