

# Mirae Asset Arbitrage Fund

(An open ended scheme investing in arbitrage opportunities)

May 2025

Aim to use price difference to your advantage

**BUY**  
**₹100**



**SELL**  
**₹110**

# What is Arbitrage?

01

The act of buying a security in one market and simultaneously selling it in another market for a price differential is called Arbitrage .

02

The Price differential that exist in the equity and derivative segments for the same asset is called as the spread and can also be attributed to market inefficiencies.

# What makes Arbitrage Risk Free?

Arbitrage is simultaneous buying and selling the same underlying security or its derivatives in different market segments to make risk free profits.

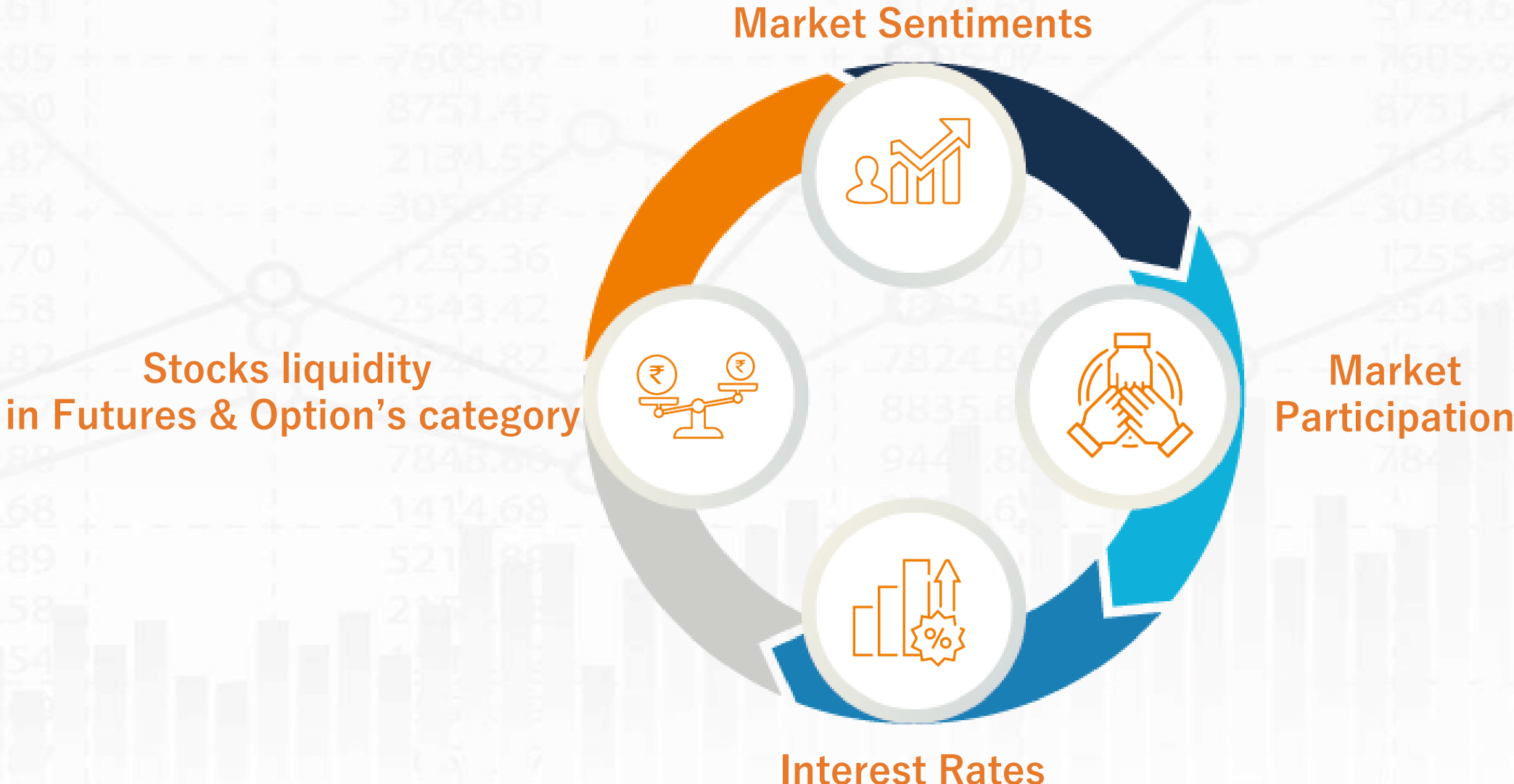
## For Illustration

Buy a stock at Rs 100 and sell the 1 month future of the same at Rs. 101. At the end of Month



**An arbitrage transaction may seek to capture riskless profit**

# Factors Affecting Arbitrage Spread



# Arbitrage Strategies



**Exchange  
Arbitrage**



**Cash and Carry  
Arbitrage**



**Reverse  
Arbitrage**



**Index and  
Baskets of Stock  
Arbitrage**



**Corporate  
Driven Arbitrage**

# 1. Exchange Arbitrage

Exchange arbitrage is taking advantage of price difference of the same security in two stock exchanges.

For instance-

	NSE	BSE
Price of Stock A	Rs 100	Rs 101
Action	Buy	Sell
Profit	Rs 1 (101 – 100)	

Excludes all cost

The above is only meant for understanding the concept of arbitrage. The above illustration should not be taken as any indication of future returns of the scheme.

## 2. Cash and Carry Arbitrage

Cash and Carry Arbitrage is taking advantage of price difference of the same security in cash market and current future series of same security. It is the most common arbitrage strategy used by Arbitrage Mutual Funds.



Scenario Analysis of Cash and Carry Arbitrage

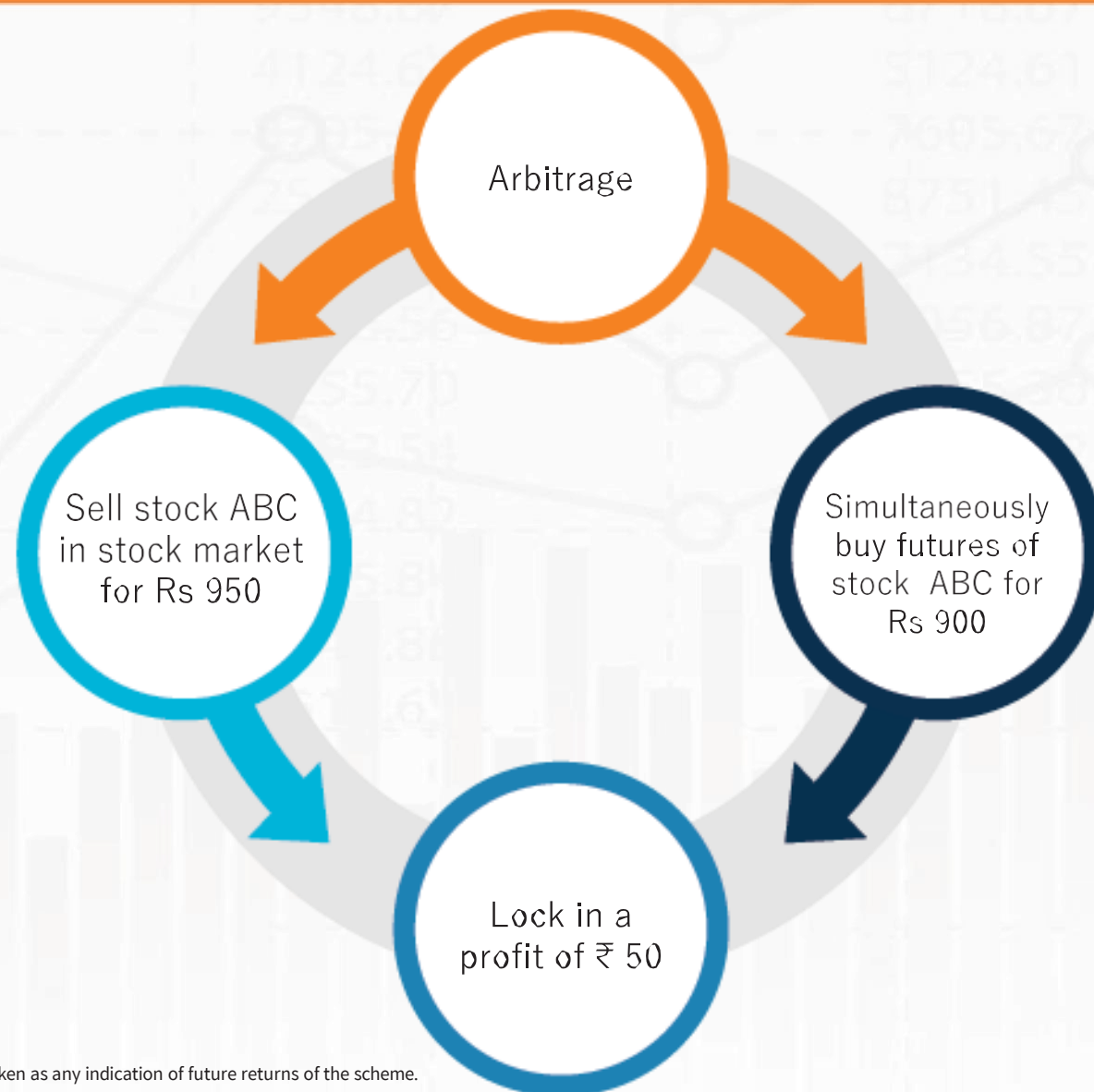
	On F&O Expiry Price of Stock		
	Stock Prices goes up to 1900	Stock Prices goes down to 1700	Stock Prices remains 1785
Buy the Stock @ 1785	115	-85	0
Sell the Stock Future @ 1800	-100	100	15
Profit	15	15	15

The above data is for illustration purpose only. \*Excludes all costs F&O stands for Future and Options

The above is only meant for understanding the concept of arbitrage. The above illustration should not be taken as any indication of future returns of the scheme.

### 3. Reverse Arbitrage

Reverse arbitrage is reversing the arbitrage position wherein since the premiums in the futures market is low or negative you sell the stock in the cash market and simultaneously buy the futures of the same stock





## 4. Index and Basket of Stocks Arbitrage

Index and basket of stocks arbitrage is similar to Cash and carry arbitrage, the only difference is that instead of a single stock here the arbitrage is for the index.

**For Instance-**

	Cash Market	F&O Market
Security	Stocks constituting Nifty 50 Index in the same proportion as the index	Nifty 50 index
Action	Buy	Sell
Price	Rs. 9,275	Rs. 9,300
Profit*	Rs 25 (9300-9275)	

## 5. Corporate Driven Arbitrage

### Right Issues

This is announced for a company's existing investors when it needs more capital. The company gives an option or 'rights' to an existing investor to buy new shares at a discounted price during a certain period. This offers an arbitrage opportunity as the investor can buy shares at a discount and sell the same when it matches the market price.

### Mergers and acquisitions (M&A)

When a company goes through merger, amalgamation, hive off, demerger etc., there could be opportunities due to price differential in the cash and the derivative market.

### Buy-Back Arbitrage

When the company announces the buy back of its own shares, there could be opportunities due to price differential in buyback price and trade price.

### Dividend Arbitrage

Dividend arbitrage is intended to create a risk-free profit by hedging the downside of a dividend-paying stock while waiting for upcoming dividends to be issued.

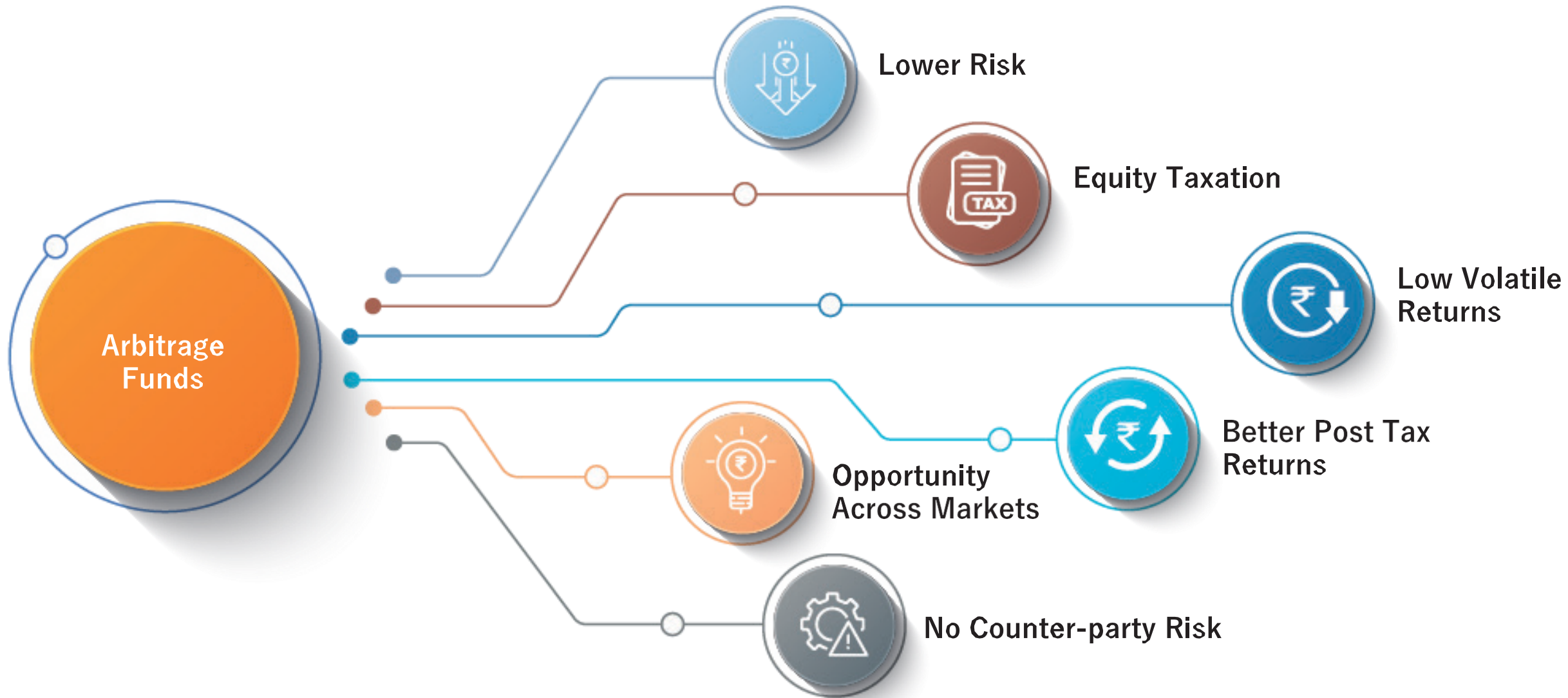
# What are Arbitrage Funds ?

Arbitrage funds are equity-oriented funds under the hybrid category that simultaneously invest ( buy in cash and sell in futures ) in the same stock in two different markets ( cash and futures ) to generate returns

The minimum exposure to equity is 65% of the asset while the balance portion is invested into debt segment.

Minimum exposure of 65% in equity arbitrage is required for the scheme to be eligible for equity taxation. The remaining 35% is invested in debt and money market instruments.

# Reasons to Invest in an Arbitrage Fund



# Mirae Asset Arbitrage Fund

(An open ended scheme investing in arbitrage opportunities)

## Investments in Fund

Arbitrage Fund is taking advantage of a price difference between two or more markets

## Investment Framework




Invest predominantly in completely hedged arbitrage opportunities (simultaneous transactions of a long position in cash and exactly short position in futures) A small portion will be invested in other arbitrage opportunities

Aims to provide relatively risk-free returns without any directional equity risk

## Why Mirae Asset Arbitrage Fund?

The fund aim’s to provide minimal risk.

These may be an alternative to debt-oriented mutual funds

Fund Inception	Category	Benchmark
19 <sup>th</sup> June 2020	Arbitrage Fund	NIFTY 50 Arbitrage Index
Goal	Ideal Investment Horizon	Risk Profile
 Regular Income	 3 months and above	 Low

## Fund Manager



Mr. Jignesh Rao  
(Equity Portion)  
(Since June19,2020)

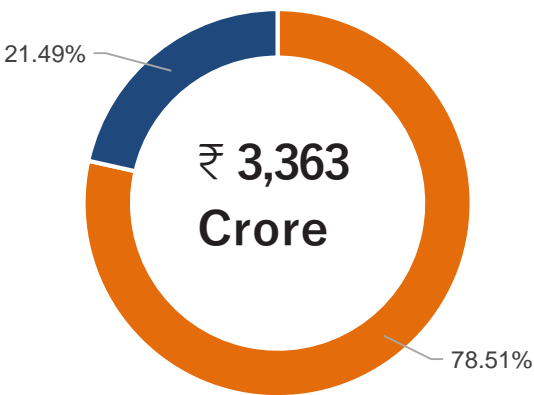


Mr. Jigar Sethia  
(Equity Portion)  
(Since June19,2020)



Mr. Amit Modani@  
(Debt Portion)  
(Since February 14,2025)






## Net Aum of the Fund



Arbitrage Debt and others

Source: Internal, Data as on 31<sup>st</sup> May, 2025 This framework may or may not change in the future.  
@ Pursuant to notice cum addendum no. 09/2025, Fund Manager of the scheme has been changed with effect from February 14, 2025.  
Please refer to 'Average Assets Under Management (AAUM) Disclosure (Monthly)' on the website for further AUM break up.  
<https://www.miraeassetmf.co.in/downloads/statutory-disclosure/other-disclosure> (Ctrl+Click to follow link)

# Our Investment Framework

-  Investments are predominantly completely hedged arbitrage opportunities (simultaneous transactions of a long position in cash and exactly short position in futures)
-  A small portion might be invested in other arbitrage opportunities (corporate driven event driven)
-  The fund aims to provide relatively low risk returns without any directional equity risk
-  The scheme might largely be invested in arbitrage but may allocate a higher proportion occasionally towards debt (high quality low duration debt securities or money market instruments) when returns look more favourable compared to arbitrage but ensuring at all times that the taxation status is not compromised.
-  The margin money requirement for the derivative exposure may be held in the form of G-sec, T-bills, CDs and CPs.

# Key Strategies of Fund

**Cash And  
Carry  
Arbitrage**

**Index  
Arbitrage**

**Event  
Arbitrage**

**Corporate  
Driven  
Arbitrage**

Normally the position might be held until expiry of the futures contract when the offsetting position is converged and profit is locked.

However if the price converges before the expiry we may wind up the position and could invest in other opportunities, if available.

At times the arbitrage positions could be rolled over to the next cycle.

Largely the fund will try and follow the cash and carry arbitrage strategy but could also consider other strategies depending on the opportunities available.

# Where might the Fund Invest

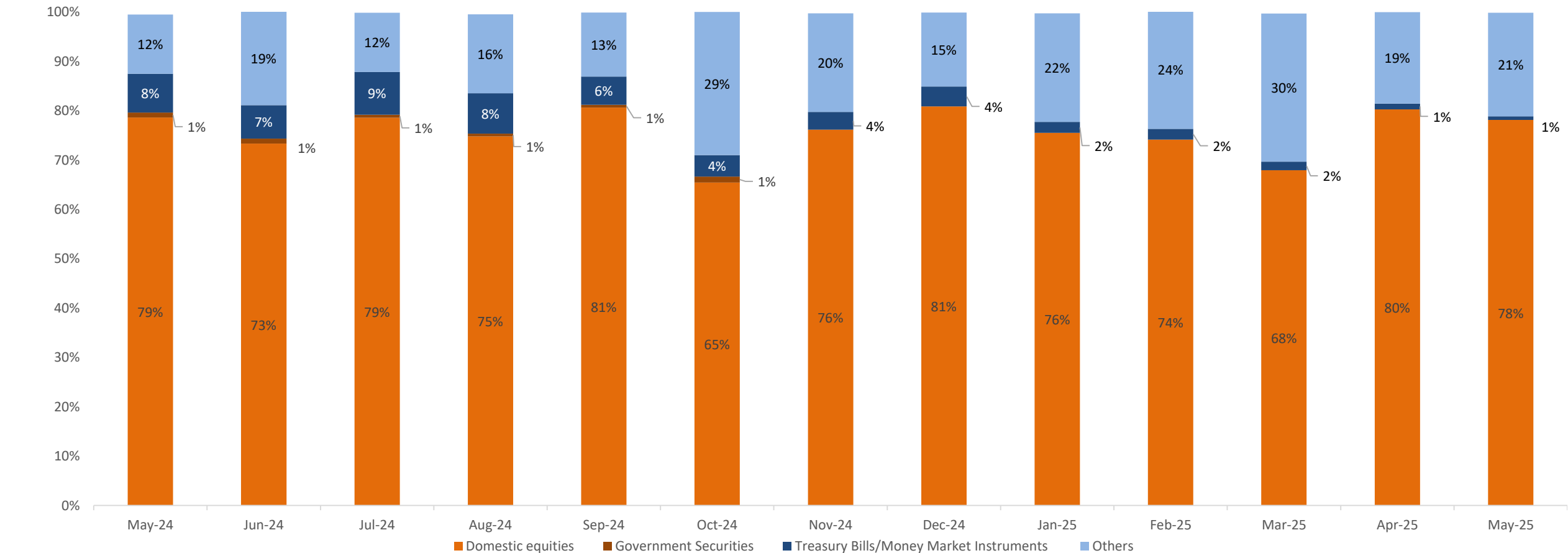
Asset Type	Investment decision
Arbitrage Opportunities	Yes
Margin Fixed Deposits	Yes
Out-right Equity Exposures	No
Equity IPO	No
Debt & Money Market Instruments	Yes
Credit Risk	Low
Duration Risk	Low

This is the current investment framework which may or may not change in the future these are based on the Fund Manager’s outlook and are subject to change.



# Historic Portfolio Composition

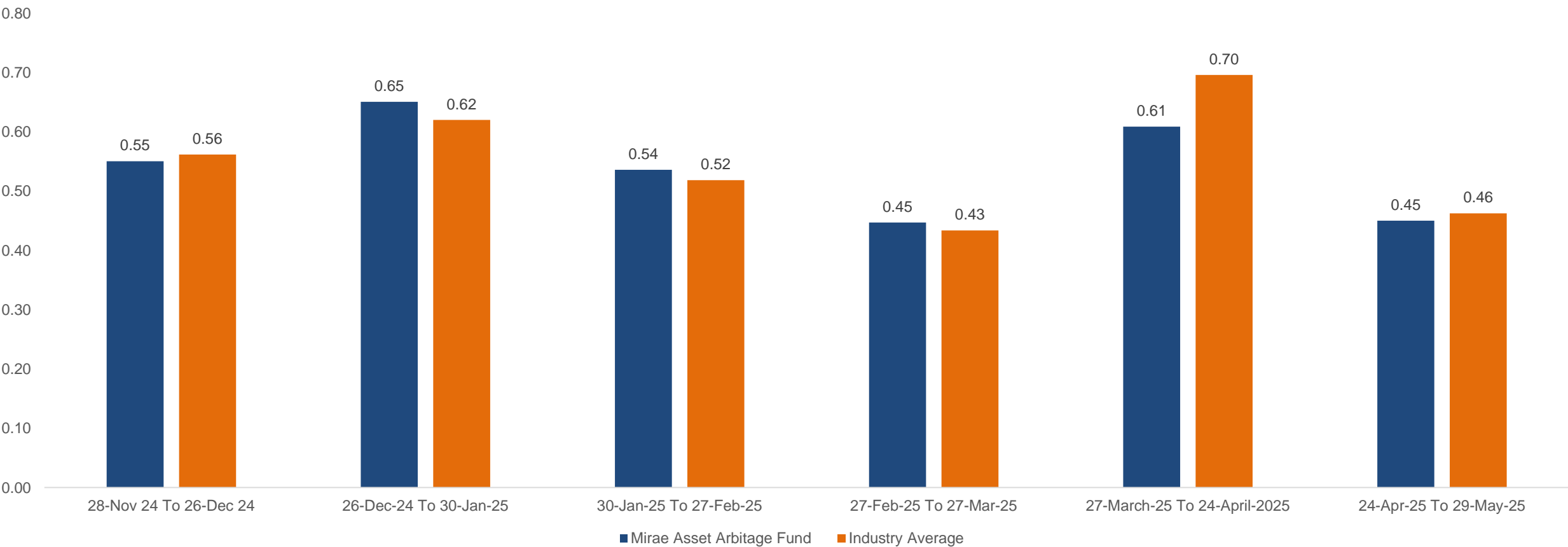
Historic portfolio composition of Mirae Asset Arbitrage Fund(In %)



- Since the Inception of the Fund, Asset Allocation has remained in line with the portfolio mandate.
- Since the past few months allocation towards G-secs have reduced while allocations towards other debt instruments have increased leading to the improvement in fund performance.

# Returns Between Expiry Dates Last 6 months

- Below is the last six months' Mirae Asset Arbitrage Fund returns month on month from one expiry date to the other
- The higher arbitrage position has converted in better rollover capture by Mirae Asset vs its peers



Source: Internal, Data as on 31<sup>st</sup> May,2025. Returns are on Absolute basis. Above returns are in percentage (%)  
Past Performance may or may not be sustained in future. The industry average provided above pertains to the average of all Arbitrage funds in the Indian market present at respective time frames

# Who may Invest



**Looking for investment horizon of 3 months and above**



**Looking for tax efficient returns**



**Low risk- No directional exposure in equity**



**Looking for low volatility in returns**

# Mirae Asset Arbitrage Fund – Lumpsum Report Card

Mirae Asset Arbitrage Fund - Fund Managers - Mr. Jignesh Rao & Mr. Jigar Sethia & Mr. Amit Modani			
Period	Mirae Asset Arbitrage Fund	Scheme Benchmark*	Additional Benchmark**
Last 1 year	6.82	7.52	8.00
Last 3 years	6.61	7.10	7.11
Since Inception	5.36	5.70	5.57
Value of Rs. 10000 invested (in Rs.) Since Inception	12,950	13,158	13,075
NAV as on 31-May-2025	12.9500		
Index Value 31-May-2025	Index Value of Scheme Benchmark 2504.660and Crisil 1 yr T-Bill is7757.8945		
Allotment Dtae	19 <sup>th</sup> June 2020		
Scheme Benchmark	*NIFTY 50 Arbitrage Index		
Additional Benchmark	**Crisil 1yr T-Bill		

Past Performance may or may not be sustained in future.

For Mirae Asset Arbitrage Fund, \*Benchmark- Nifty 50 Arbitrage Index. \*\*Additional benchmark- CRISIL 1-Year-T-Bill

Note: 1. For computation of since inception returns (%) the allotment NAV has been taken as ₹10.00. The returns are CAGR (Compounded Annualized Growth returns). NAV (per unit) is at the end of the period

Performance of other schemes managed by the Fund manager is given in slide No. 21 & 22

2. Different Plans under the scheme has different expense structure. The reference and details provided herein are of Regular Plan - Growth Option.

3. Fund manager Mr. Jignesh Rao(Since June 19,2020) Mr. Jigar Shethia (Equity Portion) (Since June 19,2020) and Mr. Amit Modani(Debt portion) (since February 14,2025)

Note: Returns for 1 year and below are absolute returns, Returns above 1 year are CAGR- Compounded Annualized Growth returns.

# Lumpsum-Performance

Mirae Asset Liquid Fund-Fund Manager:Mr.Amit Modani (managing the scheme since November 01, 2024.)			
Period	MACMF	Scheme Benchmark*	Additional Benchmark**
7 Days	6.50	6.13	8.14
15 Days	6.86	6.53	8.34
30 Days	6.58	6.43	8.89
1 Year	7.23	7.23	8.00
3 Years	6.89	6.98	7.11
5 Years	5.48	5.54	5.52
Since Inception	6.31	6.97	6.18
Value of Rs. 10000 invested (in Rs.) Since Inception	27,244	30,198	26,740
NAV as on 31-May-2025	2,724.3993		
Index value as on 31-May-2025	Index Value of Nifty Liquid Index A-I		4,918.04
	Index Value of Crisil 1 Year T-bill		7,757.89
Allotment Date	12-Jan-2009		
Scheme Benchmark		*Nifty Liquid Index A-I	
Additional Benchmark		**Crisil 1 Year T-bill	

Mirae Asset Overnight Fund-Fund manager : Mr. Amit Modani (managing the scheme since February 05, 2025).			
Period	MAONF	Scheme Benchmark*	Additional Benchmark**
7 Days	5.61	5.76	8.14
15 Days	5.61	5.73	8.34
30 Days	5.65	5.76	8.89
1 Year	6.43	6.51	8.00
3 Years	6.34	6.45	7.11
5 Years	5.07	5.18	5.52
Since Inception	4.99	5.08	5.81
Value of Rs. 10000 invested (in Rs.) Since Inception	13,152	13,215	13,746
NAV as on 31-May-2025	1315.2073		
Index value as on 31-May-2025	Index Value of Nifty 1D Rate Index		2,433.98
	Index Value of Crisil 1 Year T-bill		7,757.89
Allotment Date	15-Oct-2019		
Scheme Benchmark		*Nifty 1D Rate Index	
Additional Benchmark		**Crisil 1 Year T-bill	

Source: AceMF, Data as on 31<sup>st</sup> May,2025.\*scheme benchmark \*\*Additional Benchmark; Past performances may or may not sustain in future. Refer slide no 22 for more notes. Returns below or for 1 year are absolute returns, returns above 1 year are CAGR Compounded Annualized Growth returns. Different Plans under the scheme has different expense structure. The reference and details provided herein are of Regu lar Plan Growth Option

# Lumpsum-Performance

Mirae Asset Dynamic Bond Fund-Fund manager : Mr. Amit Modani (managing the scheme since 16th January, 2023)				
Period	MDBF	Scheme Benchmark* (Tier 1)	Scheme Benchmark* (Tier 2)	Additional Benchmark**
1 Year	8.33	10.83	9.53	11.73
3 Years	6.84	8.70	8.09	9.43
5 Years	4.58	6.55	-	5.51
Since Inception	6.02	7.46	-	6.25
Value of Rs. 10000 invested (in Rs.) Since Inception	16,142	18,033	-	16,426
NAV as on 31-May-2025	16.1419			
Index value as on31-May-2025	Index Value of CRISIL Dynamic Bond A-III Index		(Tier 1)	5,908.94
	Index Value of Nifty PSU Bond Plus SDL April 2027 50:50 Index		(Tier 2)	1,255.28
	Index Value of Crisil 10 yr Gilt index			5,165.27
Allotment Date	24-Mar-2017			
Scheme Benchmark		*CRISIL Dynamic Bond A-III Index	*Nifty PSU Bond Plus SDL April 2027 50:50 Index	
Additional Benchmark		**Crisil 10 yr Gilt index		

Mirae Asset Money Market Fund-Fund manager : Mr. Amit Modani (managing the scheme since 15th September, 2023)			
Period	MAMMF	Scheme Benchmark*	Additional Benchmark**
1 Year	7.98	7.70	8.00
3 Years	6.96	7.19	7.11
Since Inception	6.16	6.35	6.10
Value of Rs. 10000 invested (in Rs.) Since Inception	12,552	12,640	12,526
NAV as on 31-May-2025	1,255.1904		
Index value as on 31-May-2025	Index Value of Nifty Money Market Index A-I		5,112.32
	Index Value of Crisil 1 Year T-bill		7,757.89
Allotment Date	11-Aug-2021		
Scheme Benchmark		*Nifty Money Market Index A-I	
Additional Benchmark		**Crisil 1 Year T-bill	

Source: AceMF, Data as on 31<sup>st</sup> May,2025.\*scheme benchmark \*\*Additional Benchmark; Past performances may or may not sustain in future. Returns below or for 1 year are absolute returns, returns above 1 year are CAGR Compounded Annualized Growth returns. Different Plans under the scheme has different expense structure. The reference and details provided herein are of Regular Plan Growth Option

# Mirae Asset Arbitrage Fund SIP Report Card

SIP Performance			
Period	Since Inception	3 Years	1 Years
Total Amount Invested	590000	360000	120000
MKT Value as on 31 <sup>st</sup> May, 2025	688783	400162	124202
Fund Return <sup>&amp;</sup> (%)	6.25	7.01	6.64
Benchmark Return <sup>&amp;</sup> (%)	6.78	7.64	7.76
Add. Benchmark Return <sup>&amp;</sup> (%)	6.56	7.59	8.27

For Further information about performance disclosure of the additional schemes managed by the same fund manager, please visit the below link:  
[https://www.miraeassetmf.co.in/docs/default-source/fachsheet/mirae-factsheet-july-2024.pdf?sfvrsn=223dda78\\_2](https://www.miraeassetmf.co.in/docs/default-source/fachsheet/mirae-factsheet-july-2024.pdf?sfvrsn=223dda78_2)  
Past Performance may or may not be sustained in future.  
Scheme Benchmark: Nifty 50 Arbitrage Index, Additional Scheme Benchmark: Crisil-1-Year T-bill  
Fund managers: : Mr. Jignesh Rao(Since June 19,2020) Mr. Jigar Shethia (Equity Portion) (Since June 19,2020) and Mr. Amit Modani (Debt portion) (since February 14,2025)  
The above table shows performance since inception for Mirae Asset Arbitrage Fund - Regular Plan - Growth Option.  
For computation of since inception returns (%) the allotment NAV has been taken as Rs. 10.00 The SIP returns are calculated by XIRR approach assuming investment of Rs. 10,000/- on the last working day of every month.  
Source: AceMF, Data as on 31<sup>st</sup> May,2025

# Riskometer

## Mirae Asset Arbitrage Fund

(Arbitrage Fund - An open ended scheme investing in arbitrage opportunities)

### PRODUCT LABELLING

#### Mirae Asset Arbitrage Fund

This product is suitable for investors who are seeking\*

- Income over short term
- Investments predominantly in arbitrage opportunities in the cash and derivative segments and the arbitrage opportunities available within the derivative segment

\*Investors should consult their financial advisors if they are not clear about the suitability of the product.



## Mirae Asset Liquid Fund

(An open ended liquid scheme. A relatively low interest rate risk and moderate credit risk)

### PRODUCT LABELLING

#### Mirae Asset Liquid Fund

This product is suitable for investors who are seeking\*

- Optimal returns over short term
- Investment in a portfolio of short duration money market and debt instruments with residual maturity up to 91 days only

\*Investors should consult their financial advisors if they are not clear about the suitability of the product.



## Mirae Asset Overnight Fund

(An open ended debt scheme investing in overnight securities A relatively low interest rate risk and relatively low credit risk)

### PRODUCT LABELLING

#### Mirae Asset Overnight Fund

This product is suitable for investors who are seeking\*

- Regular income over a short term that may be in line with the overnight call rates
- Investment in overnight securities

\*Investors should consult their financial advisors if they are not clear about the suitability of the product.



# PRC Matrix

Potential Risk Class Matrix (PRC)			
Credit Risk → Interest Rate Risk ↓	Relatively Low (Class A)	Moderate (Class B)	Relatively High (Class C)
Relatively Low (Class I)		B-I	
Moderate (Class II)			
Relatively High (Class III)			

Potential Risk Class Matrix (PRC)			
Credit Risk → Interest Rate Risk ↓	Relatively Low (Class A)	Moderate (Class B)	Relatively High (Class C)
Relatively Low (Class I)	A-I		
Moderate (Class II)			
Relatively High (Class III)			



# Riskometer

## Mirae Asset Money Market Fund

(An Open ended debt scheme investing in money market instruments. A relatively low interest rate risk and moderate credit risk)

### PRODUCT LABELLING

**Mirae Asset Money Market Fund**  
This product is suitable for investors who are seeking\*

- Short term savings
- Investments predominantly in money market instruments

\*Investors should consult their financial advisors if they are not clear about the suitability of the product.



## Mirae Asset Dynamic Bond Fund

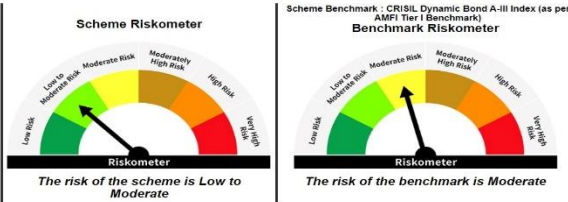
(An Open ended dynamic debt scheme investing across duration. A relatively high interest rate risk and relatively high credit risk)

### PRODUCT LABELLING

**Mirae Asset Dynamic Bond Fund**  
This product is suitable for investors who are seeking\*

- Optimal returns over short to medium term
- To generate optimal returns through active management of a portfolio of debt and money market instruments

\*Investors should consult their financial advisors if they are not clear about the suitability of the product.



# PRC Matrix

Potential Risk Class Matrix (PRC)			
Credit Risk → Interest Rate Risk ↓	Relatively Low (Class A)	Moderate (Class B)	Relatively High (Class C)
Relatively Low (Class I)		B-I	
Moderate (Class II)			
Relatively High (Class III)			

Potential Risk Class Matrix (PRC)			
Credit Risk → Interest Rate Risk ↓	Relatively Low (Class A)	Moderate (Class B)	Relatively High (Class C)
Relatively Low (Class I)			
Moderate (Class II)			
Relatively High (Class III)			C-III

# Disclaimer

**Disclaimer by AIPL Limited:** The BSE Indices are published by Asia Index Private Limited (“ which is a wholly owned subsidiary of BSE Limited (“ BSE® and SENSEX® are registered trademarks of BSE The trademarks have been licensed to AIPL and have been sublicensed for use for certain purposes by Licensee Licensee’s “[Insert Product]”Product]”(the “ is/are not sponsored, endorsed, sold or promoted by AIPL or BSE None of AIPL or BSE makes any representation or warranty, express or implied, to the owners of the Product(s) or any member of the public regarding the advisability of investing in securities generally or in the Product particularly or the ability of the Index to track general market performance AIPL’s and BSE’s only relationship to Licensee with respect to the Index is the licensing of the Index and certain trademarks, service marks and/or trade names of AIPL, BSE and/or their licensors The BSE Indices are determined, composed and calculated by AIPL or its agent without regard to Licensee or the Product None of AIPL or BSE are responsible for and have not participated in the determination of the prices, and amount of the Product or the timing of the issuance or sale of the Product or in the determination or calculation of the equation by which the Product is to be converted into cash, surrendered or redeemed, as the case may be AIPL and BSE have no obligation or liability in connection with the administration, marketing or trading of the Product There is no assurance that investment products based on the Index will accurately track index performance or provide positive investment returns AIPL and BSE are not investment advisors Inclusion of a security within an index is not a recommendation by AIPL or BSE to buy, sell, or hold such security, nor is it considered to be investment advice.

AIPL, BSE AND THEIR THIRD PARTY LICENSORS DO NOT GUARANTEE THE ADEQUACY, ACCURACY, TIMELINESS AND/OR THE COMPLETENESS OF THE INDEX OR ANY DATA RELATED THERETO AIPL, BSE AND THEIR THIRD PARTY LICENSORS SHALL NOT BE SUBJECT TO ANY DAMAGES OR LIABILITY FOR ANY ERRORS, OMISSIONS, OR DELAYS THEREIN AIPL, BSE AND THEIR THIRD PARTY LICENSORS MAKE NO EXPRESS OR IMPLIED WARRANTIES, AND EXPRESSLY DISCLAIM ALL WARRANTIES, OF MERCHANTABILITY OR FITNESS FOR A PARTICULAR PURPOSE OR USE OR AS TO RESULTS TO BE OBTAINED BY LICENSEE, OWNERS OF THE PRODUCT, OR ANY OTHER PERSON OR ENTITY FROM THE USE OF THE INDEX OR WITH RESPECT TO ANY DATA RELATED THERETO WITHOUT LIMITING ANY OF THE FOREGOING, IN NO EVENT WHATSOEVER SHALL AIPL, BSE OR THEIR THIRD PARTY LICENSORS BE LIABLE FOR ANY INDIRECT, SPECIAL, INCIDENTAL, PUNITIVE, OR CONSEQUENTIAL DAMAGES INCLUDING BUT NOT LIMITED TO, LOSS OF PROFITS, TRADING LOSSES, LOST TIME OR GOODWILL, EVEN IF THEY HAVE BEEN ADVISED OF THE POSSIBILITY OF SUCH DAMAGES, WHETHER IN CONTRACT, TORT, STRICT LIABILITY, OR OTHERWISE THERE ARE NO THIRD PARTY BENEFICIARIES OF ANY AGREEMENTS OR ARRANGEMENTS BETWEEN AIPL AND LICENSEE, OTHER THAN THE LICENSORS OF AIPL (INCLUDING BSE).

**BSE/NSE Disclaimer:** Every person who desires to apply for or otherwise acquires any unit of this Fund may do so pursuant to independent inquiry, investigation and analysis and shall not have any claim against the Exchange whatsoever by reason of any loss which may be suffered by such person consequent to or in connection with such subscription/ acquisition whether by reason of anything stated or omitted to be stated herein or any other reason whatsoever The information contained in this document is compiled from third party and publically available sources and is included for general information purposes only There can be no assurance and guarantee on the yields Views expressed by the Fund Manager cannot be construed to be a decision to invest The statements contained herein are based on current views and involve known and unknown risks and uncertainties Whilst Mirae Asset Investment Managers ( Private Limited (the AMC) shall have no responsibility/liability whatsoever for the accuracy or any use or reliance thereof of such information The AMC, its associate or sponsors or group companies, its Directors or employees accepts no liability for any loss or damage of any kind resulting out of the use of this document The recipient(s) before acting on any information herein should make his/her/their own investigation and seek appropriate professional advice and shall alone be fully responsible liable for any decision taken on the basis of information contained herein Any reliance on the accuracy or use of such information shall be done only after consultation to the financial consultant to understand the specific legal, tax or financial implications.

**NSE Indices Ltd Disclaimer:** NSE INDICES LIMITED do not guarantee the accuracy and/or the completeness of the Index or any data included therein and NSE INDICES LIMITED shall have not have any responsibility or liability for any errors, omissions, or interruptions therein NSE INDICES LIMITED does not make any warranty, express or implied, as to results to be obtained by the Issuer, owners of the product(s), or any other person or entity from the use of the Index or any data included therein NSE INDICES LIMITED makes no express or implied warranties, and expressly disclaims all warranties of merchantability or fitness for a particular purpose or use with respect to the index or any data included therein Without limiting any of the foregoing, NSE INDICES LIMITED expressly disclaim any and all liability for any claims, damages or losses arising out of or related to the Products, including any and all direct, special, punitive, indirect, or consequential damages (including lost profits), even if notified of the possibility of such damages The information contained in this document is compiled from third party and publically available sources and is included for general information purposes only There can be no assurance and guarantee on the yields Views expressed by the Fund Manager cannot be construed to be a decision to invest The statements contained herein are based on current views and involve known and unknown risks and uncertainties Whilst Mirae Asset Investment Managers ( Private Limited (the AMC) shall have no responsibility/liability whatsoever for the accuracy or any use or reliance of such information The AMC, its associate or sponsors or group companies, its Directors or employees accepts no liability for any loss or damage of any kind resulting out of the use of this document The recipient(s) before acting on any information herein should make his/her/their own investigation and seek appropriate professional advice and shall alone be fully responsible liable for any decision taken on the basis of information contained herein Any reliance on the accuracy or use of such information shall be done only after consultation to the financial consultant to understand the specific legal, tax or financial implications.

**Statutory Details:** Trustee Mirae Asset Trustee Company Private Limited Investment Manager Mirae Asset Investment Managers ( Private Limited ( Sponsor Mirae Asset Global Investments Company Limited The information contained in this document is compiled from third party and publically available sources and is included for general information purposes only There can be no assurance and guarantee on the yields Investments in the sectors may or may not remain the same Views expressed by the Fund Manager cannot be construed to be a decision to invest The statements contained herein are based on current views and involve known and unknown risks and uncertainties Whilst Mirae Asset Investment Managers ( Private Limited (the AMC) shall have no responsibility/liability whatsoever for the accuracy or any use or reliance thereof of such information The AMC, its associate or sponsors or group companies, its Directors or employees accepts no liability for any loss or damage of any kind resulting out of the use of this document The recipient(s) before acting on any information herein should make his/her/their own investigation and seek appropriate professional advice and shall alone be fully responsible liable for any decision taken on the basis of information contained herein Any reliance on the accuracy or use of such information shall be done only after consultation to the financial consultant to understand the specific legal, tax or financial implications There is no guarantee or assurance of returns/income generation/capital protection in any scheme of the Fund.

**Mutual fund investments are subject to market risks, read all scheme related documents carefully.**

For further information about other schemes (product labelling and performance of the fund) please visit the website of the AMC: [www.miraeassetmf.co.in](http://www.miraeassetmf.co.in)

Please consult your financial advisor or mutual fund distributor before investing

# THANK YOU

---

Follow us on:      

Mutual Fund investments are subject to market risks, read all scheme related documents carefully.