

Mirae Asset Nifty 100 ESG Sector Leaders ETF (NSE: MAESGETF BSE: 543246)

An open-ended scheme replicating/tracking Nifty100 ESG Sector Leaders Total Return Index
(Formally known as Mirae Asset ESG sector leaders ETF)

Mirae Asset Nifty 100 ESG Sector Leaders Fund of Fund

An open-ended fund of fund scheme predominantly investing in Mirae Asset Nifty 100 ESG Sector Leaders ETF
(Formally known as Mirae Asset ESG sector leaders FoF)

What is ESG?



Investment philosophy is changing

This is how it used to happen

Traditional Investing



Analysis based on financial parameters



Focus on profitability



This is where it is shifting to

Sustainable Investing



Analysis based on financial parameters



Focus on profitability



Focus on Environmental, Social and Governance



Sustainable business model



Increasing stakeholder activism and globalization is shifting company and investor focus towards sustainable growth and development.

Sustainable Investing: Invest in companies with sustainable business models



Sustainable Investing incorporates Environmental, Social and Governance (ESG) factors into investment decisions as a mean to contribute towards the sustainable development of the community, better manage company specific risk and potentially enhance long-term returns.

**Sustainable Investing also includes positive/best-in-class screening, norm based screening, corporate engagement and shareholder action etc.*

Focus on ESG factors: Increasing importance of non-financial parameters



Focus now on environmental, social and governance (ESG) factors to make companies grow sustainably with positive impact on internal and external stakeholders.

Focus now on how money is made: Integrate ESG in ethos of the company



Why ESG investing?



Companies facing increased exposure to ESG factors

Environmental



Rise in
Air Pollution



Deforestation and
Mining



Water
Contamination



Climate
Change



Waste
Management

Social



Increasing
labor strike



Sexual
Harassment



Affordable
Housing Scheme



Data
Privacy



Eco - friendly
product

Governance



Increasing
regulatory issues



Whistleblower
complaints



Money laundering
& corruption



Rise in
financial frauds



Resignation of
Independent Directors

ESG issues are gaining traction and becoming material events

Environmental (E)

Indian Oil Market Companies along with few others fined Rs. 286 Cr for Mahul Pollution.

Four companies operating in Mahul, Mumbai including Oil Marketing Companies will have to pay over 286 crore for increasing air pollution.

- Times of India

Thousands of protesters hit the streets demanding closure of copper plant in Thoothukudi, India

Local residents argue that the existing smelter has been polluting their water and air since it was established in 1996.

- The Indian Express

Social (S)

Social Media giant to pay \$ 5 billion as regulator settles breach of data privacy compliant.

Social Media giant will pay a record \$5bn (£4bn) penalty in the US for “deceiving” users about their ability to keep personal information private, after a year-long investigation.

- The Guardian

US Fines Indian Drug Pharma company with penalty of US \$500 Million.

Indian pharma company pleaded guilty to seven counts of felony after it distributed several India-produced adulterated generic drugs in the U.S. in 2005-2006.

- Industry Week

Governance (G)

India's second- largest public lender reports yet another loan fraud, shares tank over 6%.

The lender said that the fraud of Rs 3,688 crore related to the NPA account of a housing finance companies.

- Financial Express

Shares of Indian airlines tank 19 per cent as promoters' spat spills out in public.

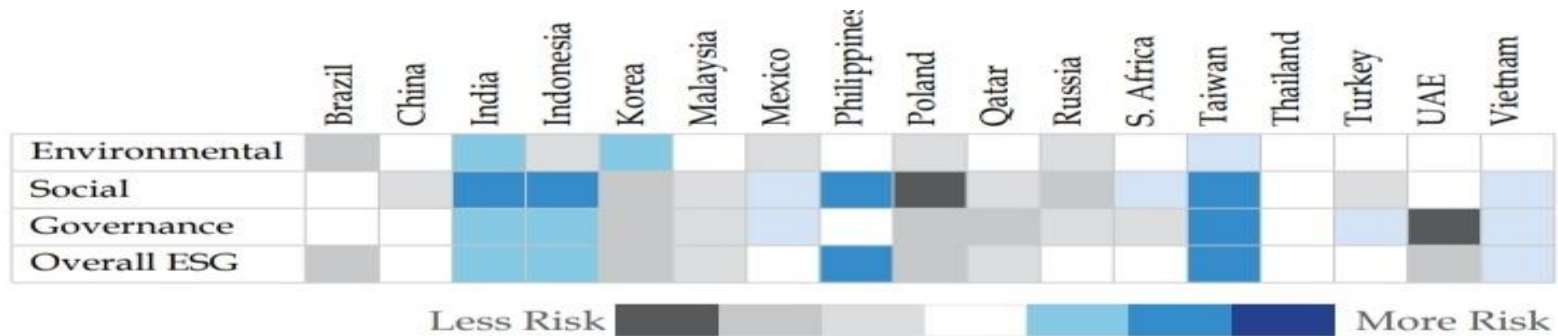
Share of operator of the low-cost carrier tanked more than 19 per cent after one of the company's co-founders approached SEBI over alleged corporate governance issues at the airline.

- Financial Express

Why ESG is important now!

2010	2014	2018	2021
Asset Price Collapse	Fiscal crises	Weapons of Mass Destruction	Infectious Diseases
Retrenchment from Globalization	Climate Change	Extreme Weather	Climate Action Failure
Oil & Gas Price hike	Water Crises	Natural Disasters	Weapons of Mass Destruction
Chronic Diseases	Unemployment	Failure of climate change mitigation	Human Environmental Damage
Fiscal crises	Infrastructure breakdown	Water Crises	Biodiversity Loss

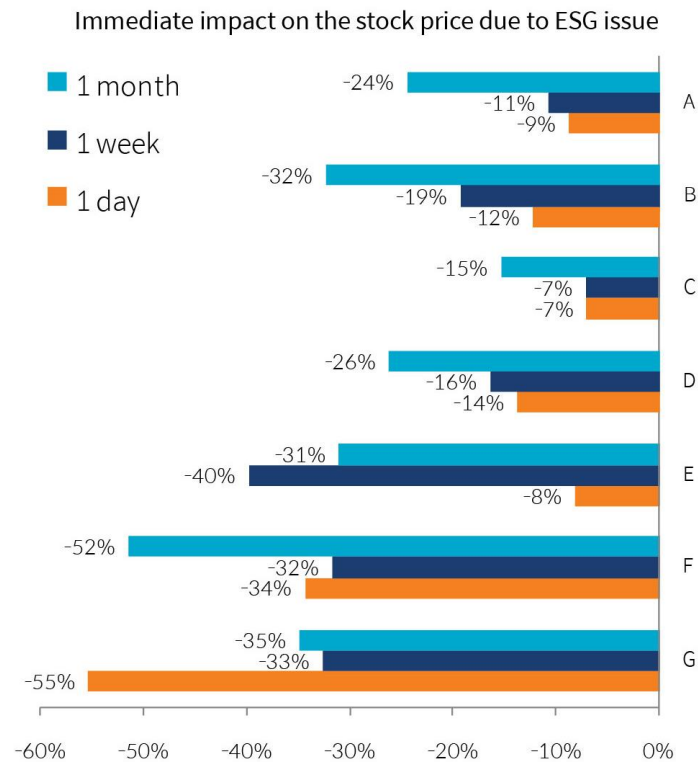
As per global risk report, 4 out of 5 top risks are related to environmental & societal issues



India faces higher ESG risk than other emerging economies

ESG issues are gaining traction and becoming material events

Sr. No	Description
A	In May 2013, an Indian Pharma company pleaded guilty of felony charges related to drug safety and agreed to pay fine of USD 500 million.
B	In Feb 2018, India's second largest public lender discloses failure of governance mechanism that failed to prevent the massive fraud.
C	In May 2018, people at Thoothukudi protested against expansion of copper smelter plant citing environmental damages.
D	In Dec 2018, Mismanagement of funds at conglomerate engaged in leasing & financing led to significant loss to investor was discovered.
E	In Jan 2019, housing finance company was accused of siphoning off Rs. 31,000 Cr.
F	In Dec 2019, charges of financial fraud came up at another housing finance company listed in India.
G	In March 2020, RBI seized the board and management of the bank and appointed independent director due to lack of proper corporate governance.



ESG issues have created negative impact across several companies in recent past.

Not just risk avoidance: ESG creates positive impact on companies



Sustainable business model with ESG focus can give quick access and approval in domestic and foreign market, leading to growth in top line.

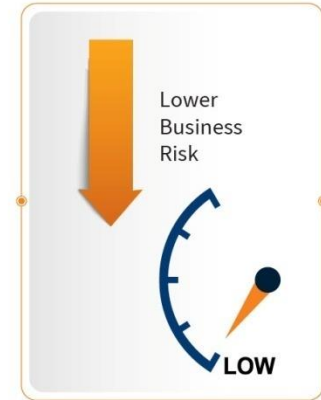
Strong ESG can lead to effective utilization of resource leading to cost saving.

Reduce regulatory and government intervention and increased support.

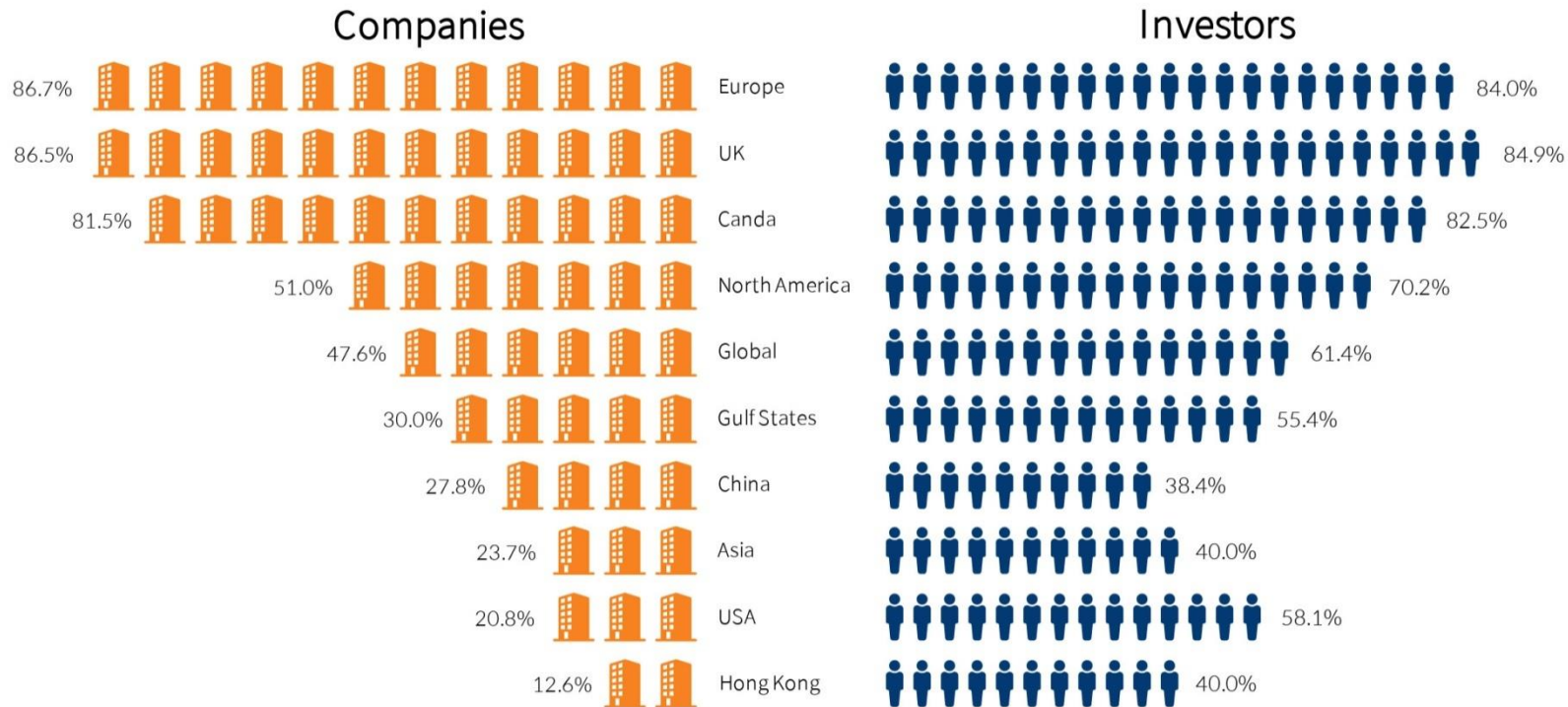
Retain, attract and motivate employees which may uplift their productivity.

Improve brand image and retain and attract customers.

By allocating capital to more promising & sustainable business, an organization can enhance project return.



Companies and investors both are flocking for sustainable investments



ESG has been adopted both by the investors and businesses globally

Does ESG create value for investor?



ESG focused companies aims to create more wealth for Investor

Lower Risk



- Above average risk control standard
- Less frequent severe incident
- Lower stock specific risk and volatility

Improved financial performance



- More competitive advantage
- Better at developing long-term business plan
- Firm can leverage and generate higher level of profitability

Improve Valuation



- Higher sustainable cash flows and profitability
- Strong ESG can decrease cost of capital and improve valuation
- Better brand image

Focus on potential return to shareholder



- Focus on potential returns to shareholder
- Improved image & potentially higher valuation can help in commanding premium

Benefit of ESG Investing: Get ready for the future



Firms can be better at developing long term business plans.



Push companies to be answerable for any activity which has negative impact on society and environment.



Companies which integrate and develop strong ESG practice will reduce occurrence of severe events.



Companies that do not integrate ESG in long-run will lose competitive advantage which may have negative impact on companies growth, profit and sustainability.



Better brand image, better management of customer & employee relationship and operational process lead to increased productivity and competitive advantage.

Sustainable investing aims to generates long term wealth along with positive impact on the society.

Mirae Asset ESG Sector Leaders offerings



Mirae Asset Nifty 100 ESG Sector Leaders ETF (formerly know as Mirae Asset ESG Sector Leaders ETF)

A product created with expertise of multiple specialized entities.



ESG Research

Research analysis by Sustainalytics, one of the leading global ESG research provider.



Index Research

NSE has created NIFTY 100 ESG Sector Leaders Index with robust methodology and more ESG focused portfolio.



ETF Construction

With an aim to bring innovative ETF offering which may create long-term wealth, Mirae Asset Mutual Fund collaborated for product development.

About NIFTY 100 ESG Sector Leaders Index

The scheme will aim to track the performance of NIFTY 100 ESG Sector Leaders Index.



New Index by NSE which incorporates the latest research methodology by Sustainalytics, one of the global leaders in ESG research.



Index comprises of companies which have scored well on management of Environmental, Social and Governance (ESG) Factors.



Avoid taking exposure into companies engaged in the business of tobacco, gambling, alcohol and controversial weapon.



Avoid Investments in companies with controversies on E, S and G pillar.

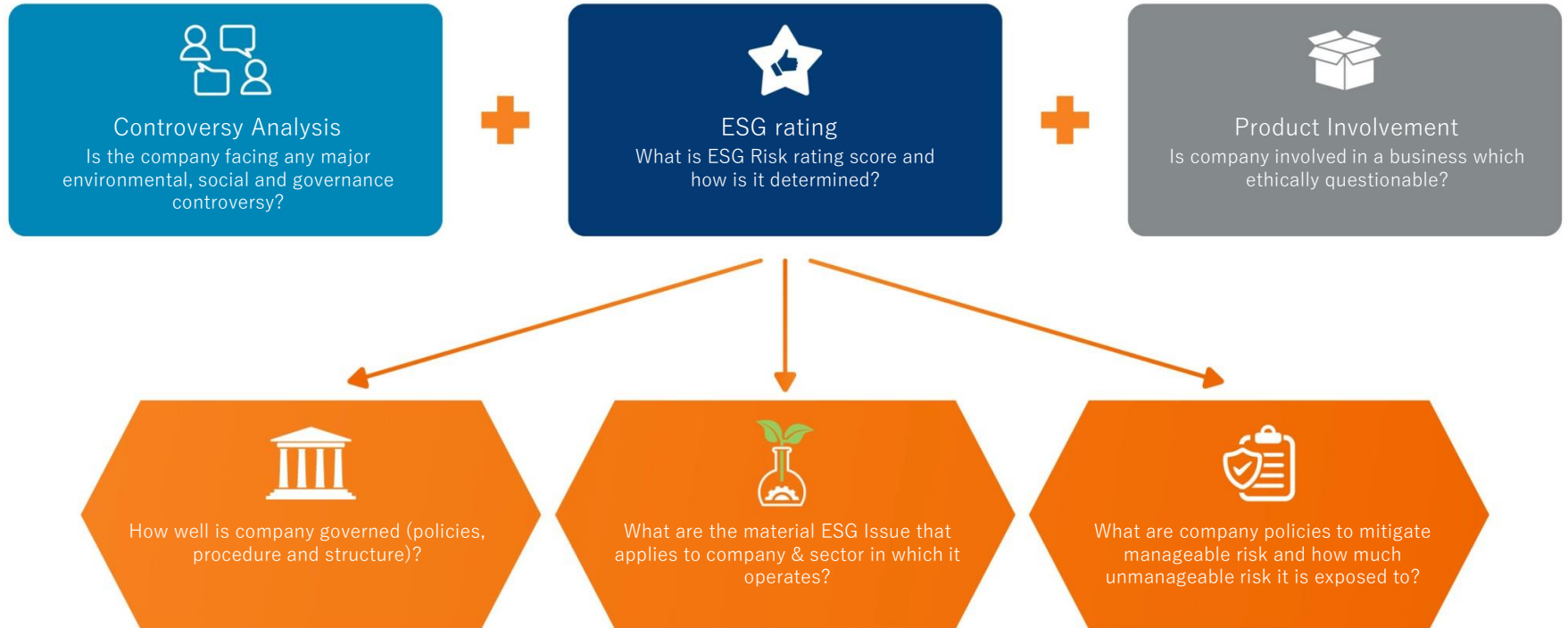


Compared against the best of the world.



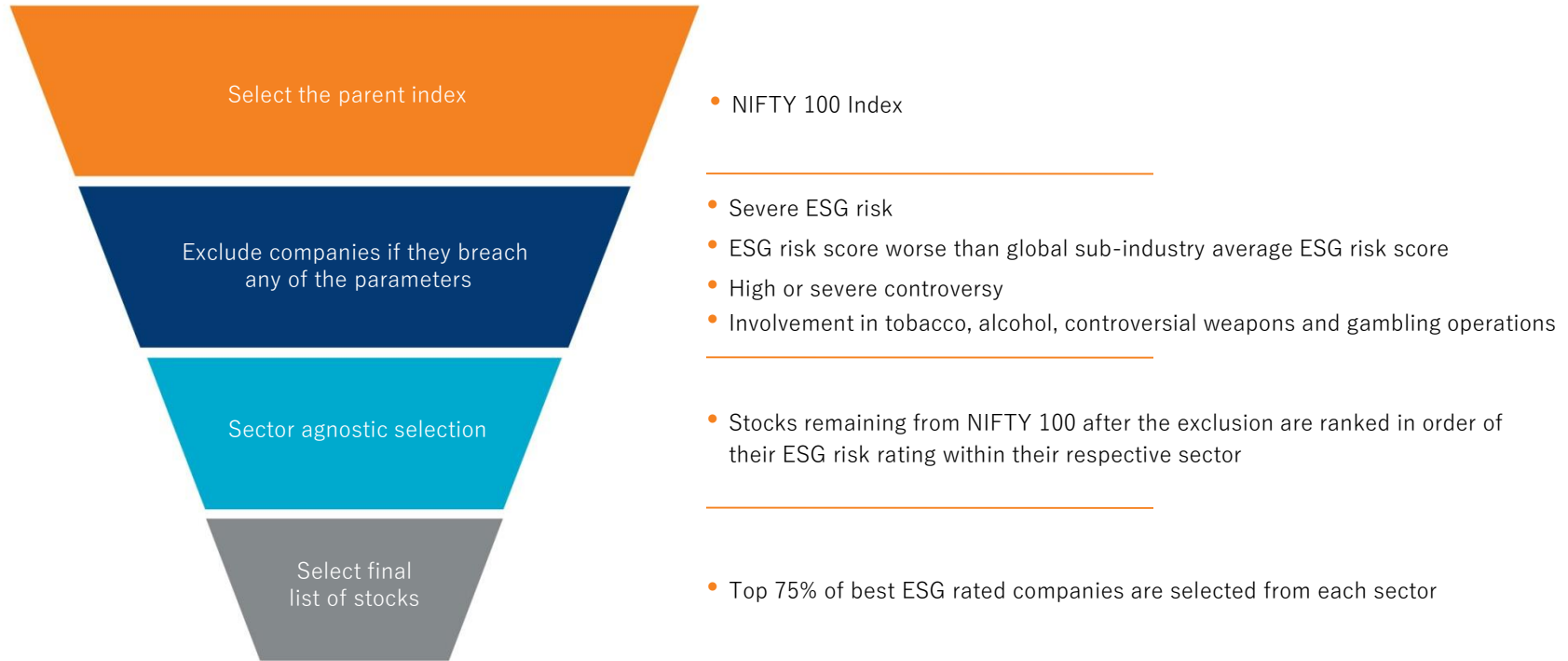
Aims to generate similar sector exposure as NIFTY100 index with investment only in companies with leading ESG practices.

How is ESG Integrated in this product?



Each company is assessed on E,S and G factors relevant to its industry and itself.
Companies are also assessed for any controversy and product involvement.

How is NIFTY100 ESG Sector Leader Index constructed?



A robust new methodology results in creation of portfolio with companies having superior ESG performance, no major controversy and no involvement in questionable businesses.

Sector Allocation & Top Portfolio Holdings of Mirae Asset Nifty 100 ESG Sector Leaders ETF

Top 10 Stocks	Wt. (%)	ESG Score ~
ICICI Bank Limited	10.24%	26.51
Reliance Industries Limited	9.78%	42.14
Infosys Limited	8.75%	13.14
HDFC Ltd.	7.93%	18.92
Tata Consultancy Services	5.50%	11.42
Larsen & Toubro Limited	4.38%	34.44
Kotak Mahindra Bank	4.21%	19.09
Axis Bank Limited	3.89%	24.17
Hindustan Unilever Limited	3.83%	23.54
Bharti Airtel Limited	3.14%	19.61

Top 10 Sectors	Weightage (%)
Financial Services	29.4%
Information Technology	18.2%
Oil & Gas	11.7%
Fast Moving Consumer Goods	7.1%
Automobile and Auto Components	5.2%
Healthcare	5.0%
Construction	4.4%
Consumer Durables	4.3%
Metals & Mining	3.5%
Telecommunication	3.2%

- Provides ~75% coverage of Free Float Market capitalization of eligible stocks within each sector of Nifty 100.
- The weights of the stocks are based on their free-float market capitalization subject to a stock cap of 10%.

Source: NSE, Portfolio as on Mar 31, 2023; The sector(s)/stock(s)/issuer(s) mentioned in this presentation do not constitute any research report/recommendation of the same and the Fund may or may not have any future position in these sector(s)/stock(s)/issuer(s). ^Note: This section contains information developed by Sustainalytics. Such information and data are proprietary of Sustainalytics and/or its third party suppliers (Third Party Data) and are provided for informational purposes only. They do not constitute an endorsement of any product or project, nor an investment advice and are not warranted to be complete, timely, accurate or suitable for a particular purpose. Their use is subject to conditions available at <https://www.sustainalytics.com/legal-disclaimers>.

Calendar Year Returns – Nifty 100 Index v/s Nifty 100 ESG Sector Leaders Index

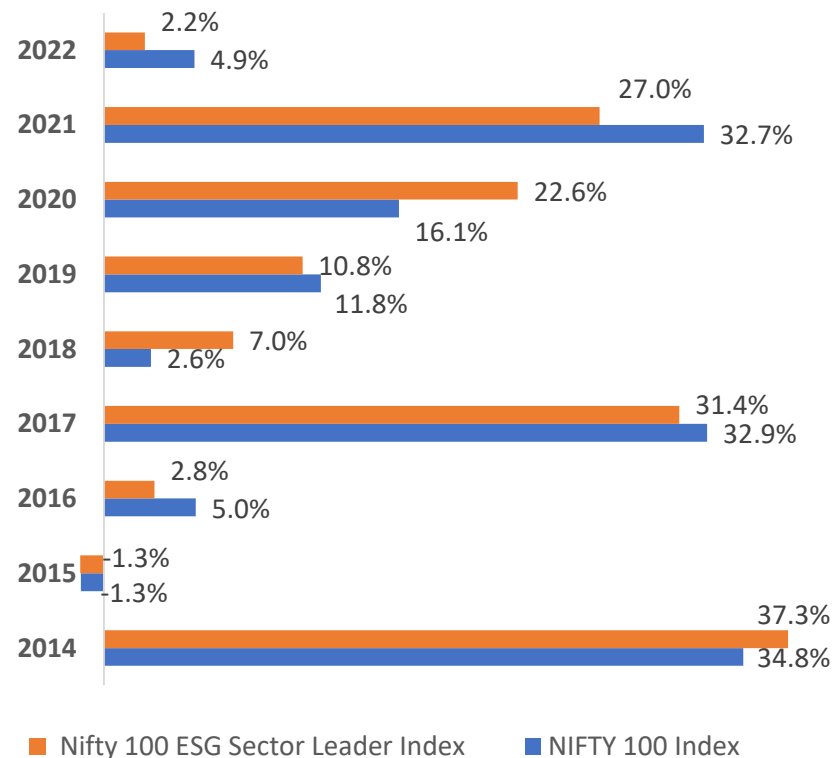
Returns

Returns	NIFTY 100 Index	Nifty 100 ESG Sector Leader Index	NIFTY 100 ESG Index
Since Inception	13.0%	13.3%	13.5%
7 Years	13.3%	13.2%	13.6%
5 Years	11.7%	12.2%	12.5%
3 Years	26.7%	24.2%	26.0%
1 Year	-1.6%	-3.6%	-6.8%
6 Months	-1.2%	-0.5%	-4.8%
YTD 2023	-5.8%	-6.1%	-6.8%

Volatility

Volatility	NIFTY 100 Index	Nifty 100 ESG Sector Leader Index	NIFTY 100 ESG Index
Since Inception	16.8%	16.4%	16.8%
7 Years	17.2%	16.7%	17.1%
5 Years	19.1%	18.4%	18.9%
3 Years	17.7%	17.3%	17.6%
1 Year	14.8%	14.9%	15.0%
6 Months	12.3%	12.3%	12.3%
YTD 2023	17.3%	17.6%	17.4%

Calendar Year Returns



Mirae Asset Nifty 100 ESG Sector Leaders ETF (formerly know as Mirae Asset ESG Sector Leaders ETF)

- Invest in companies which aim to have lower business risk and higher sustainable growth opportunity
- Avoid companies with major controversies
- Aim to grow wealth and contribute to community with sustainable investing



Expense Ratio:
65 bps



Returns:
Replicates performance of Nifty 100 ESG Sector Leaders TRI subject to tracking error



Authorized Participants:
Mirae Asset Capital Markets (India)
East India Securities Limited
Kanjalochna Finserve Private Limited



ETF Units:
Creation Unit Size = 2,50,000 units



Listing:
NSE (MAESGGETF) & BSE (543246)



Others:
iNAV available on Website

Mirae Asset Nifty 100 ESG Sector Leaders Fund of Fund

(formerly know as Mirae Asset ESG Sector Leaders Fund of Fund)

- Invest in companies which aim to have lower business risk and higher sustainable growth opportunity
- Avoid companies with major controversies
- Aim to grow wealth and contribute to community with sustainable investing
- Provides the advantage of investing in Exchange Traded Funds through Mutual Fund Route



Expense Ratio *

Direct: 14 bps
Regular: 43 bps



Returns:

Replicates performance of Nifty 100 ESG Sector Leaders TRI subject to tracking error



Plans & Options Available:

Regular & Direct Plan with Growth Option



Minimum Investment Amount:

₹ 5,000/- and in multiples of ₹ 1/- thereafter



Allotment Date:

18th November 2020



Exit Load:

If redeemed within 3 months from the date of allotment: 0.50%
If redeemed from 3 months from the date of allotment: NIL

Disclaimers

NSE Indices Ltd Disclaimer: NSE INDICES LIMITED do not guarantee the accuracy and/or the completeness of the Nifty100 ESG Sector Leaders Index or any data included therein and NSE INDICES LIMITED shall have not have any responsibility or liability for any errors, omissions, or interruptions therein. NSE INDICES LIMITED does not make any warranty, express or implied, as to results to be obtained by the Issuer, owners of the product(s), or any other person or entity from the use of the Nifty100 ESG Sector Leaders Index or any data included therein. NSE INDICES LIMITED makes no express or implied warranties, and expressly disclaims all warranties of merchantability or fitness for a particular purpose or use with respect to the index or any data included therein. Without limiting any of the foregoing, NSE INDICES LIMITED expressly disclaim any and all liability for any claims ,damages or losses arising out of or related to the Products, including any and all direct, special, punitive, indirect, or consequential damages (including lost profits), even if notified of the possibility of such damages.

BSE/NSE Disclaimer: Every person who desires to apply for or otherwise acquires any unit of this Fund may do so pursuant to independent inquiry, investigation and analysis and shall not have any claim against the Exchange whatsoever by reason of any loss which may be suffered by such person consequent to or in connection with such subscription/ acquisition whether by reason of anything stated or omitted to be stated herein or any other reason whatsoever.

Sustainalytics Disclaimer: This [publication/ report/ section] contains information developed by Sustainalytics. Such information and data are proprietary of Sustainalytics and/or its third party suppliers (Third Party Data) and are provided for informational purposes only. They do not constitute an endorsement of any product or project, nor an investment advice and are not warranted to be complete, timely, accurate or suitable for a particular purpose. Their use is subject to conditions available at [https://www.sustainalytics.com/legal-disclaimers.](https://www.sustainalytics.com/legal-disclaimers)"

Statutory Details: Trustee: Mirae Asset Trustee Company Private Limited; Investment Manager: Mirae Asset Investment Managers (India) Private Limited (AMC); Sponsor: Mirae Asset Global Investments Company Limited.

The information contained in this document is compiled from third party and publically available sources and is included for general information purposes only. There can be no assurance and guarantee on the yields. Views expressed by the Fund Manager cannot be construed to be a decision to invest. The statements contained herein are based on current views and involve known and unknown risks and uncertainties. Whilst Mirae Asset Investment Managers (India) Private Limited (the AMC) shall have no responsibility/liability whatsoever for the accuracy or any use or reliance thereof of such information. The AMC, its associate or sponsors or group companies, its Directors or employees accepts no liability for any loss or damage of any kind resulting out of the use of this document. The recipient(s) before acting on any information herein should make his/her/their own investigation and seek appropriate professional advice and shall alone be fully responsible / liable for any decision taken on the basis of information contained herein. Any reliance on the accuracy or use of such information shall be done only after consultation to the financial consultant to understand the specific legal, tax or financial implications.

Mutual fund investments are subject to market risks, read all scheme related documents carefully.

For further information about other schemes (product labelling and performance of the fund) please visit the website of the AMC: www.miraeassetmf.co.in

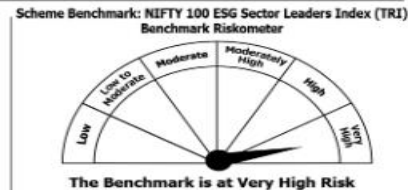
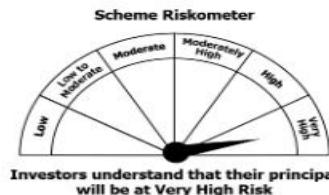
Please consult your financial advisor or Mutual Fund Distributor before investing

PRODUCT LABELLING

Mirae Asset Nifty 100 ESG Sector Leaders Fund of Fund is suitable for investors who are seeking*

- To generate long term capital appreciation/income
- Investments predominantly in units of Mirae Asset Nifty 100 ESG Sector Leaders ETF

*Investors should consult their financial advisors if they are not clear about the suitability of the product.

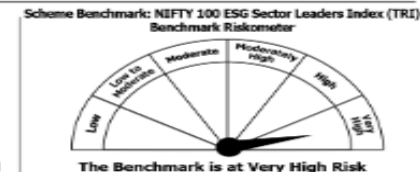
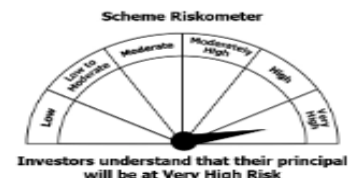


PRODUCT LABELLING

Mirae Asset Nifty 100 ESG Sector Leaders ETF is suitable for investors who are seeking*

- Returns that are commensurate with the performance of NIFTY100 ESG Sector Leaders Total Return Index, subject to tracking error over long term
- Investments in equity securities covered by NIFTY100 ESG Sector Leaders Total Return Index

*Investors should consult their financial advisors if they are not clear about the suitability of the product.



THANK YOU
